

■Devidas Chandak  
B.Com. F.C.A.  
M. No. 031790  
Tel. : 2428529 (R)  
Cell : 9423101842

■Sudhir Baheti  
B.Com. F.C.A.  
M. No. 042711  
Tel. : 6613225 (R)  
Cell : 9422102270

■Santosh Mohkar  
B.Com. A.C.A.  
M. No. 178246  
Cell : 9271272720



**RATAN CHANDAK & COMPANY**  
CHARTERED ACCOUNTANTS

H. O.: Plot No. 487, Godhuli, Near Lendra Park, Ramdaspath, NAGPUR-12 (M.S.) INDIA Tel. : 2422933 • Website: www.rcnco.net • Email: nagpur@rcnco.net

**AUDIT REPORT OF**  
**RASHTRASANT TUKDOJI MAHARAJ NAGPUR UNIVERSITY, NAGPUR**  
For the year ending on 31.03.2019

- 1) We have audited the attached Balance Sheet of Rashtrasant Tukdoji Maharaj Nagpur University, Nagpur, as at 31<sup>st</sup> March 2019 and the Income & Expenditure Account for the year ended on that date attached hereto. These Financial statements are the responsibility of Rashtrasant Tukdoji Maharaj Nagpur University, Nagpur's management. Our responsibility is to express an opinion on these financial statements based on our audit.
- 2) We have conducted our audit in accordance with auditing standards generally accepted in India. Those standards required that we plan and perform the audit to obtain reasonable assurance about whether the financial statements are free of material misstatement. Our audit includes examining on test basis evidence as per the vouchers maintained and produced before us supporting the amounts and disclosure in the financial statements. An audit also includes assessing the accounting principles used and significant estimates made by management as well as evaluating the overall financial statements presentation. We believe that our audit provides a reasonable basis for our opinion.
- 3) In our opinion and to the best of our information and according to explanations given to us, the Balance Sheet and Income & Expenditure Account together with the notes thereon and attached thereto and give respectively a true and fair view of the state of Rashtrasant Tukdoji Maharaj Nagpur University, Nagpur's affairs as at 31.03.2019.
- 4) We have obtained all the information and explanations, which to the best of our knowledge and belief were necessary for our audit. In our opinion, proper books of accounts have been kept as required by law so far as appears from our examination of the books and the above-mentioned accounts are in agreement therewith.

Place: Nagpur  
Dated: 28.09.2019

For Ratan Chandak & Co.  
Chartered Accountants.  
F.R.N. 108696W

CA Sudhir Baheti  
Partner

Mem.no. 042711

UDIN : 19042711AAAAGD9131



Utkarsh Mehta  
B.Com., F.C.A.  
Ahmedabad

◆ Niranjan Laddha  
B.Com., F.C.A.  
Nashik

◆ Jaideep Katarla  
B.Com., F.C.A.  
Pune

◆ Kaushal Mundhada  
B.Com., F.C.A.  
Jalgaon

◆ Piyush Baja  
B.Com., F.C.A.  
Aurangabad

◆ Rohit Bora  
B.Com., F.C.A.  
Ahmednagar



01

## RASHTRASANT TUKADOJI MAHARAJ NAGPUR UNIVERSITY, NAGPUR.

BALANCE - SHEET  
AS ON 31 ST MARCH, 2019.

| Sr. No. | Particulars  | Schedule No. | Current Year (Rs.)<br>31.03.2019 | Previous Year (Rs.)<br>31.03.2018 |
|---------|--|--------------|----------------------------------|-----------------------------------|
| I)      | <b>SOURCES OF FUND</b>                                     |              |                                  |                                   |
| a)      | General Funds & Other Funds                                | 1            | 32,83,07,199.10                  | 32,22,94,096.67                   |
| b)      | Depreciation Fund  | 2            | 18,00,65,214.23                  | 17,31,48,537.23                   |
| c)      | Reserve & Surplus  | 3            | 8,41,23,81,580.28                | 8,05,60,25,631.39                 |
| d)      | Deposits & Advance   | 4            | 30,04,86,665.36                  | 23,46,06,624.70                   |
| e)      |  | 5            |                                  |                                   |
|         | <b>Total Liabilities</b>                                   |              | <b>9,22,12,40,658.97</b>         | <b>8,78,60,74,889.99</b>          |
| II)     | <b>APPLICATION OF FUND</b>                                 |              |                                  |                                   |
| a)      | Gross Block  |              | 1,49,23,98,641.12                | 1,27,37,46,895.59                 |
|         | Less : Depreciation  |              | 8,00,20,372.93                   | 6,92,73,834.47                    |
|         | Net Block  |              | 1,41,23,78,268.19                | 1,20,44,73,061.12                 |
| b)      | Investments  | 6            | 7,30,80,59,457.87                | 6,67,41,00,694.35                 |
|         | Earmarked Fund Investment                                  |              |                                  |                                   |
|         | Endowment Fund Investment                                  |              |                                  |                                   |
|         | Other Investment   |              |                                  |                                   |
| c)      | Advances   | 7            | 18,02,08,446.07                  | 21,68,51,095.20                   |
| d)      | Accounts Receivables                                       | 8            | 1,73,17,732.08                   | 2,52,55,477.42                    |
| e)      | Cash & Bank Balances                                       | 9            | 30,32,76,754.76                  | 66,53,94,561.90                   |
| f)      | Retirement Benefits Funds                                  | 10           |                                  |                                   |
| g)      | Deptt. Of Cont. & Adult Education<br>As Per Individual B/S |              |                                  |                                   |
|         | Total Assets   |              | -                                | -                                 |
|         | Less Total Liabilities                                     |              | -                                | -                                 |
|         | University College Education<br>As Per Individual B/S      |              |                                  |                                   |
|         | Total Assets   |              | -                                | -                                 |
|         | Less Total Liabilities                                     |              | -                                | -                                 |
|         | National Service Scheme<br>As Per Individual B/S           |              |                                  |                                   |
|         | Total Assets   |              | -                                | -                                 |
|         | Less Total Liabilities                                     |              | -                                | -                                 |
|         | <b>Total Assets</b>  |              | <b>9,22,12,40,658.97</b>         | <b>8,78,60,74,889.99</b>          |

PLACE : NAGPUR

DATE :

28 SEP 2019

DEPUTY REGISTRAR (ACCOUNTS)  
RASHTRASANT TUKADOJI MAHARAJ  
NAGPUR UNIVERSITY,FINANCE & ACCOUNT OFFICER  
RASHTRASANT TUKADOJI MAHARAJ  
NAGPUR UNIVERSITY,VICE-CHANCELLOR  
RASHTRASANT TUKADOJI MAHARAJ  
NAGPUR UNIVERSITY,ACCOUNTING POLICIES SCHEDULE - "11"  
AS PER OUR REPORT OF EVEN DATE  
FOR RATAN CHANDAK & CO.  
CHARTERED ACCOUNTANTSCA. S. K. BHETHI  
PARTNER  
F.R.N. 108696 W  
MEM. NO. 42711

RASHTRASANT TUKADOJI MAHARAJ NAGPUR UNIVERSITY, NAGPUR.  
FOR THE YEAR ENDING 31 ST MARCH, 2019.

| SCHEDULE NO. 1               |  | GENERAL FUND & OTHER FUND   |                                  |   | Total                  | Less -<br>Utilised/Transferred<br>during the year | Balance as on<br>31.03.2019 |
|------------------------------|--|-----------------------------|----------------------------------|---|------------------------|---|-----------------------------|
| Sr. No.                      | Particulars                                | Balance as on<br>01.04.2018 | Add/ Received<br>during the year | Transferred<br>from<br>I & E<br>Account |                        |   |                             |
| <b>A) GENERAL FUNDS</b>      |  |                             |                                  |   |                        |   |                             |
| 1                            | University fund                            |                             |                                  |   |                        |   |                             |
| i                            | Amalgamted Fund                            | 18,78,268.28                | 3,62,425.00                      |   | 22,40,693.28           | 7,46,455.00                                       | 14,94,238.28                |
| ii                           | Student aid Fund                           | 1,25,60,581.51              | 23,31,968.00                     |   | 1,48,92,549.51         | 19,73,386.00                                      | 1,29,19,163.51              |
| iii                          | Student Welfare Fund                       | 2,54,61,384.88              | 45,68,501.50                     |   | 3,00,29,886.38         | 48,54,305.80                                      | 2,51,75,580.58              |
| iv                           | Medical Aid Fund                           | 2,28,23,884.00              | 21,51,276.06                     |   | 2,49,75,160.06         | 1,35,000.00                                       | 2,48,40,160.06              |
| v                            | College Reserve Fund                       | 6,97,15,532.46              | 31,76,624.62                     |   | 7,28,92,157.08         | -   | 7,28,92,157.08              |
| vi                           | College Building Fund                      | 1,68,21,269.18              | 8,76,930.00                      |   | 1,76,98,199.18         | -   | 1,76,98,199.18              |
| vii                          | Teachers Welfare Fund                      | 3,02,02,737.30              | 1,30,911.00                      |   | 3,03,33,648.30         | 57,10,480.00                                      | 2,46,23,168.30              |
| viii                         | Non Teaching Welfare Fund                  | 5,96,469.95                 | 1,92,706.00                      |   | 7,89,175.95            | 1,84,500.00                                       | 6,04,675.95                 |
| ix                           | Disaster Management fund                   | 1,70,73,505.25              | 30,71,918.00                     |   | 2,01,45,423.25         | 3,16,500.00                                       | 1,98,28,923.25              |
| 2                            | Agency Funds                               | -                           | -                                |   | -                      | -   | -                           |
| 3                            | Contingency Fund                           | -                           | -                                |   | -                      | -   | -                           |
| 4                            |  | -                           | -                                |   | -                      | -   | -                           |
| 5                            | GENERAL FUNDS                              | -                           | -                                |   | -                      | -   | -                           |
| 6                            | Research & Development Fund                | -                           | -                                |   | -                      | -   | -                           |
| <b>Total of Part A</b>       |  | <b>19,71,33,632.81</b>      | <b>1,68,63,260.18</b>            |   | <b>21,39,96,892.99</b> | <b>1,39,20,626.80</b>                             | <b>20,00,76,266.19</b>      |
| <b>B) EARMARKED FUNDS</b>    |  |                             |                                  |   |                        |   |                             |
| 1                            | Admn. Bldg., Books & Equipments            | -                           | -                                |   | -                      | -   | -                           |
| 2                            | U. G. C. Grants                            | -                           | -                                |   | -                      | -   | -                           |
| 3                            | State Govt. Grants                         | -                           | -                                |   | -                      | -   | -                           |
| 4                            | Acquisition of Land                        | -                           | -                                |   | -                      | -   | -                           |
| 5                            | Pension Grantuity Fund                     | -                           | -                                |   | -                      | -   | -                           |
| 6                            | Press Employee Provident Fund              | 2,84,73,106.91              | (77,527.00)                      |   | 2,83,95,579.91         | -   | 2,83,95,579.91              |
| 7                            | Ambedkar Chair & RSIC Fund                 | 3,64,435.50                 | 55,124.00                        |   | 4,19,559.50            | -   | 4,19,559.50                 |
| 8                            | General Provident Fund                     | -                           | -                                |   | -                      | -   | -                           |
| 9                            | Non Pensionable Employees Provident Fund   | 1,89,43,646.68              | (29,36,553.00)                   |   | 1,60,07,093.68         | -   | 1,60,07,093.68              |
| <b>Total of Part B</b>       |  | <b>4,77,81,189.09</b>       | <b>(29,58,956.00)</b>            |   | <b>4,48,22,233.09</b>  | <b>-</b>  | <b>4,48,22,233.09</b>       |
| <b>C) ENDOWMENT FUNDS</b>    |  |                             |                                  |   |                        |   |                             |
| 1                            | Laxminarayan Bequest Fund                  | 51,74,950.93                | 3,24,909.00                      |   | 54,99,859.93           | 3,50,000.00                                       | 51,49,859.93                |
| 2                            | Geology Fund                               | 3,37,613.00                 | 37,080.00                        |   | 3,74,693.00            | 37,080.00   | 3,37,613.00                 |
| 3                            | University Research Publication Fund       | 1,32,930.54                 | 30,977.00                        |   | 1,63,907.54            | -   | 1,63,907.54                 |
| 4                            | Tagor Chair Fund                           | 41,48,022.26                | 15,062.00                        |   | 41,63,084.26           | 1,73,900.00                                       | 39,89,184.26                |
| 5                            | University Development & Hostel Bldg. Fund | 12,00,396.84                | 14,20,437.00                     |   | 26,20,833.84           | -   | 26,20,833.84                |
| 6                            | Examiners Hostel Building Fund             | 13,80,026.87                | 3,40,818.00                      |   | 17,20,844.87           | -   | 17,20,844.87                |
| 7                            | University Physical Efficiency Fund        | 37,968.41                   | 8,836.00                         |   | 46,804.41              | -   | 46,804.41                   |
| 8                            | University Development Building Fund       | 70,87,998.57                | -                                |   | 70,87,998.57           | -   | 70,87,998.57                |
| 9                            | Other Endowment Fund                       | 5,78,79,367.35              | 64,68,107.05                     |   | 6,43,47,474.40         | 20,55,821.00                                      | 6,22,91,653.40              |
| <b>Total of Part C</b>       |  | <b>7,73,79,274.77</b>       | <b>86,46,226.05</b>              |   | <b>8,60,25,500.82</b>  | <b>26,16,801.00</b>                               | <b>8,34,08,699.82</b>       |
| <b>Grand Total ( A+B+C )</b> |  | <b>32,22,94,096.67</b>      | <b>2,25,50,530.23</b>            |   | <b>34,48,44,626.90</b> | <b>1,65,37,427.80</b>                             | <b>32,83,07,199.10</b>      |

PLACE: NAGPUR

DATE: 28 SEP 2019

*Ravi*  
FINANCE & ACCOUNTS OFFICER  
RASHTRASANT TUKADOJI MAHARAJ  
NAGPUR UNIVERSITY.



RASHTRASANT TUKADOJI MAHARAJ NAGPUR UNIVERSITY, NAGPUR.  
FOR THE YEAR ENDING 31ST MARCH,2019.

| SCHEDULE NO. 2 |                                   | DEPRECIATION FUND        |              |                             |                        |  |                          |
|----------------|-----------------------------------|--------------------------|--------------|-----------------------------|------------------------|--|--------------------------|
| Sr. No.        | Particulars                       | Balance as on 01.04.2018 | Current Year | Add: Interest on Investment | Total                  | Less - Adjust/ Transferred during the year | Balance as on 31.03.2019 |
| 1              | Depreciation Fund ( Govt. Grant ) | 8,95,77,452.17           | -            | 38,68,544.00                | 9,34,45,996.17         | -  | 9,34,45,996.17           |
| 2              | Depreciation Fund (General Fund ) | 8,35,71,085.06           | -            | 30,48,133.00                | 8,66,19,218.06         | -  | 8,66,19,218.06           |
|                | <b>Total</b>                      | <b>17,31,48,537.23</b>   | <b>-</b>     | <b>69,16,677.00</b>         | <b>18,00,65,214.23</b> | <b>-</b>                                   | <b>18,00,65,214.23</b>   |

PLACE: NAGPUR

DATE: 28 SEP 2019

*R. S. W. S.*  
FINANCE & ACCOUNTS OFFICER  
RASHTRASANT TUKADOJI MAHARAJ  
NAGPUR UNIVERSITY,



RASHTRASANT TUKADOJI MAHARAJ NAGPUR UNIVERSITY, NAGPUR.  
FOR THE YEAR ENDING 31ST MARCH, 2019.

| SCHEDULE NO. 3 |  | RESERVE & SURPLUS           |                                  |   |   | Total                    | Less - Utilised/<br>Transferred<br>during the year | Balance as on<br>31.03.2019 |
|----------------|--|-----------------------------|----------------------------------|---|---|--------------------------|--|-----------------------------|
| Sr.<br>No.     | Particulars  | Balance as on<br>01.04.2018 | Add/ Received<br>during the year | Less CSR<br>donation for the<br>previous year | Transferred<br>from<br>I & E<br>Account |                          |  |                             |
| 1              | Surplus  | 7,08,05,75,469.51           | 26,38,18,312.19                  | 5,00,00,000.00                                | -                                       | 7,29,43,93,781.70        | -  | 7,29,43,93,781.70           |
| 2              | Other Reserves<br>(Unspent Grant<br>Recurring & Non-<br>Recurring) | 9,12,87,916.00              | (7,26,41,487.00)                 |   |   | 1,86,46,429.00           |  | 1,86,46,429.00              |
| 3              | Non Recurring<br>Grants  |                             |                                  |   |   |                          |  |                             |
| i              | State Govt.  | 24,05,65,228.88             | 3,68,21,610.70                   |   | -                                       | 27,73,86,839.58          | -  | 27,73,86,839.58             |
| ii             | Govt. Of India   | 7,18,95,635.00              | 26,48,200.00                     |   | -                                       | 7,45,43,835.00           | -  | 7,45,43,835.00              |
| iii            | U.G.C.   | 39,55,96,915.20             | 6,67,09,313.00                   |   | -                                       | 46,23,06,228.20          | -  | 46,23,06,228.20             |
| iv             | Other Sources  | 17,61,04,466.80             | 1,40,00,000.00                   |   | -                                       | 19,01,04,466.80          | -  | 19,01,04,466.80             |
| v              | Donation CSR   | -                           | 9,50,00,000.00                   |   |   | 9,50,00,000.00           | -  | 9,50,00,000.00              |
|                | <b>Total</b>   | <b>8,05,60,25,631.39</b>    | <b>40,63,55,948.89</b>           | <b>5,00,00,000.00</b>                         | <b>-</b>                                | <b>8,41,23,81,580.28</b> | <b>-</b>   | <b>8,41,23,81,580.28</b>    |

PLACE : NAGPUR

DATE :

28 SEP 2019

*Ravi*  
FINANCIAL & ACCOUNT OFFICER  
RASHTRASANT TUKADOJI MAHARAJ  
NAGPUR UNIVERSITY.




RASHTRASANT TUKADOJI MAHARAJ NAGPUR UNIVERSITY, NAGPUR.  
FOR THE YEAR ENDING 31ST MARCH, 2019.

| SCHEDULE NO. 4 |                                   | DEPOSITS & ADVANCES      |                               |                        |                             |                          |
|----------------|-----------------------------------|--------------------------|-------------------------------|------------------------|-----------------------------|--------------------------|
| Sr. No.        | Particulars                       | Balance as on 01.04.2018 | Add/ Received during the year | Total                  | Less - Paid during the year | Balance as on 31.03.2019 |
| 1              | Deposits From Students            |                          |                               |                        |                             |                          |
| i              | University Library                | 91,18,655.44             | 6,12,350.00                   | 97,31,005.44           | 48,650.00                   | 96,82,355.44             |
| ii             | University College Of Law Library | 6,07,158.67              | -                             | 6,07,158.67            | -                           | 6,07,158.67              |
| iii            | Caution Money                     | 50,52,913.90             | 3,12,500.00                   | 53,65,413.90           | 9,625.00                    | 53,55,788.90             |
| 2              | Deposits From Contractor          | -                        | -                             | -                      | -                           | -                        |
| 3              | Deposits Other                    | 18,30,08,024.73          | 10,07,63,176.00               | 28,37,71,200.73        | 2,03,78,809.00              | 26,33,92,391.73          |
| 4              | Accounts Payable                  |                          |                               |                        |                             |                          |
| i              | Outstanding Liabilities           | -                        | -                             | -                      | -                           | -                        |
| ii             | Department Liabilities            | 2,52,55,477.42           | (79,37,745.34)                | 1,73,17,732.08         | -                           | 1,73,17,732.08           |
| 5              | Endowment Deposits                | 1,01,079.54              | -                             | 1,01,079.54            | -                           | 1,01,079.54              |
| 6              | Provident Fund Deposits           | 1,14,63,315.00           | 6,48,45,236.00                | 7,63,08,551.00         | 7,22,78,392.00              | 40,30,159.00             |
|                | <b>Total</b>                      | <b>23,46,06,624.70</b>   | <b>15,85,95,516.66</b>        | <b>39,32,02,141.36</b> | <b>9,27,15,476.00</b>       | <b>30,04,86,665.36</b>   |

PLACE: NAGPUR

DATE: 28 SEP 2019

  
IN-CHARGE ACCOUNT OFFICER  
RASHTRASANT TUKADOJI MAHARAJ  
NAGPUR UNIVERSITY,



06

RASHTRASANT TUKADOJI MAHARAJ, NAGPUR UNIVERSITY, NAGPUR  
GROSS BLOCK  
AS AT 31ST MARCH, 2019.

| Sr. No.   | PARICULARS                  | RATE OF DEPREC-IATION | OPENING BALANCE AS ON 01.04.2018 | ADDITION OR DISPOSAL DURING THE YEAR | TOTAL             | DEPREC-IATION  | CLOSING BALANCE AS ON 31.03.2019 |
|-----------|-----------------------------|-----------------------|----------------------------------|--------------------------------------|-------------------|----------------|----------------------------------|
| 1         | BUILDING                    | 5%                    | 85,61,65,319.18                  | 24,17,50,672.00                      | 1,09,79,15,991.18 | 4,28,08,265.95 | 1,05,51,07,725.23                |
| 2         | FURNITURE & EQUIPMENTS      | 10%                   | 31,76,66,628.82                  | 4,05,62,503.00                       | 35,82,29,131.82   | 3,17,66,662.88 | 32,64,62,468.94                  |
| 3         | OTHER PROPERTIES            |                       | 14,060.00                        | -                                    | 14,060.00         | -              | 14,060.00                        |
| 4         | BOOKS & PERIODICALS         | 20%                   | 2,72,23,363.16                   | 56,12,405.00                         | 3,28,35,768.16    | 54,44,672.63   | 2,73,91,095.53                   |
| 5         | LAND                        |                       | 2,78,687.38                      | -                                    | 2,78,687.38       | -              | 2,78,687.38                      |
| 6         | DRAINAGE & WATER SUPPLY     |                       | 4,84,300.84                      | -                                    | 4,84,300.84       | -              | 4,84,300.84                      |
| 7         | WATER STORAGE               |                       | 23,880.33                        | -                                    | 23,880.33         | -              | 23,880.33                        |
| 8         | WORK CHARGE ESTABLISHMENT   |                       | 2,94,680.88                      | -                                    | 2,94,680.88       | -              | 2,94,680.88                      |
| 9         | PRELIMINARY SURVEY & LAYOUT |                       | 53,844.92                        | -                                    | 53,844.92         | -              | 53,844.92                        |
| 10        | OTHER CONTINGENCIES         |                       | 1,87,331.82                      | -                                    | 1,87,331.82       | -              | 1,87,331.82                      |
| 11        | ROAD & FENCING              |                       | 20,75,820.65                     | -                                    | 20,75,820.65      | -              | 20,75,820.65                     |
| 12        | ELECTRIFICATION             | 15%                   | 5,143.14                         | -                                    | 5,143.14          | 771.47         | 4,371.67                         |
| TOTAL RS. |                             |                       | 1,20,44,73,061.12                | 28,79,25,580.00                      | 1,49,23,98,641.12 | 8,00,20,372.93 | 1,41,23,78,268.19                |

PLACE : NAGPUR

DATED : 28 SEP 2019

*Rajwasi*  
FINANCE & ACCOUNT OFFICER  
RASHTRASANT TUKADOJI MAHARAJ  
NAGPUR UNIVERSITY, NAGPUR





RASHITRASANT TUKADOJI MAHARAJ NAGPUR UNIVERSITY, NAGPUR.  
FOR THE YEAR ENDING 31ST MARCH, 2019.

| SCHEDULE NO. 6 |   | INVESTMENT                  |                             |                      | Total                    | Withdrawal/<br>Adjustment | Balance as on<br>31.03.2019 |
|----------------|---|-----------------------------|-----------------------------|----------------------|--------------------------|---------------------------|-----------------------------|
| Sr. No.        | Particulars   | Balance as on<br>01.04.2018 | Addition During<br>The Year | Interest<br>Received |                          |                           |                             |
| a)             | Long Term Investments   |                             |                             |                      |                          |                           |                             |
| 1              | Units With Unit Trust<br>Of India   | -                           | -                           | -                    | -                        | -                         | -                           |
| 2              | Government Of India<br>8% Taxable Bonds   | -                           | -                           | -                    | -                        | -                         | -                           |
| 3              | Shares With N.U.<br>Consumer Co-op Society<br>Ltd., Nagpur  | 69,098.00                   | -                           | -                    | 69,098.00                | -                         | 69,098.00                   |
| 4              | Equity Shares   | -                           | -                           | -                    | -                        | -                         | -                           |
| 5              | Maharashtra Knowledge<br>Corporation 370000<br>Share @ Rs. 10 each<br>Fully paid up.  | 32,00,000.00                | -                           | -                    | 32,00,000.00             | -                         | 32,00,000.00                |
| 6              | 10¼ % Govt. Of India<br>Loan, 2012  | 12,400.00                   | -                           | -                    | 12,400.00                | -                         | 12,400.00                   |
| 7              | 11½ % Govt. Of India<br>Loan, 2012 (III)  | 4,48,000.00                 | -                           | -                    | 4,48,000.00              | -                         | 4,48,000.00                 |
| 8              | 8¼ % Maharashtra State<br>Development Loan<br>2010  | 86,200.00                   | -                           | -                    | 86,200.00                | -                         | 86,200.00                   |
| 9              | F.D. With UCO Bank<br>(7½ % Second<br>Preference Shares of<br>Tata Iron & Steel Co.<br>Ltd Of Rs. 100/- each (<br>Total Shares 210) | 21,000.00                   | -                           | -                    | 21,000.00                | -                         | 21,000.00                   |
| 10             | FD's With Nationalised<br>Bank  | -                           | -                           | -                    | -                        | -                         | -                           |
| 11             | FD's With Scheduled<br>Bank   | -                           | -                           | -                    | -                        | -                         | -                           |
|                | <b>Total (a)</b>  | <b>38,36,698.00</b>         | <b>-</b>                    | <b>-</b>             | <b>38,36,698.00</b>      | <b>-</b>                  | <b>38,36,698.00</b>         |
| b)             | Short Term Investments  |                             |                             |                      |                          |                           |                             |
| 1              | FD's With Nationalised<br>Bank  | 6,58,35,86,590.87           | (1,47,68,27,809.38)         | -                    | 5,10,67,58,781.49        | -                         | 5,10,67,58,781.49           |
| 2              | FD's With Scheduled<br>Bank   | -                           | 2,12,78,86,974.00           | -                    | 2,12,78,86,974.00        | -                         | 2,12,78,86,974.00           |
| 3              | Bank Account  | 3,88,96,216.39              | (1,41,41,445.10)            | -                    | 2,47,54,771.29           | -                         | 2,47,54,771.29              |
| 4              | Pension Cum Gratuity<br>Fund  | -                           | -                           | -                    | -                        | -                         | -                           |
| 5              | Press Employee<br>Provident Fund  | 2,84,73,106.91              | (77,527.00)                 | -                    | 2,83,95,579.91           | -                         | 2,83,95,579.91              |
| 6              | Ambedkar Chair &<br>RSIC Fund   | 3,64,435.50                 | 55,124.00                   | -                    | 4,19,559.50              | -                         | 4,19,559.50                 |
| 7              | General Provident Fund  | -                           | -                           | -                    | -                        | -                         | -                           |
| 8              | Non Pensionable<br>Employees Provident<br>Fund  | 1,89,43,646.68              | (29,36,553.00)              | -                    | 1,60,07,093.68           | -                         | 1,60,07,093.68              |
|                | <b>Total (b)</b>  | <b>6,67,02,63,996.35</b>    | <b>63,39,58,763.52</b>      | <b>-</b>             | <b>7,30,42,22,759.87</b> | <b>-</b>                  | <b>7,30,42,22,759.87</b>    |
|                | ALLOCATION OF<br>INVESTMENT   |                             |                             |                      |                          |                           |                             |
| A)             | Emarked Fund<br>Investment  | -                           | -                           | -                    | -                        | -                         | -                           |
| B)             | Endowment Fund<br>Investment  | -                           | -                           | -                    | -                        | -                         | -                           |
| C)             | Other Investment  | -                           | -                           | -                    | -                        | -                         | -                           |
|                | <b>Total (n)+(b)</b>  | <b>6,67,41,00,694.35</b>    | <b>63,39,58,763.52</b>      | <b>-</b>             | <b>7,30,80,59,457.87</b> | <b>-</b>                  | <b>7,30,80,59,457.87</b>    |

PLACE : NAGPUR

DATE :

28 SEP 2019

*R. K. Jaiswal*  
FINANCIAL ACCOUNTS OFFICER  
RASHITRASANT TUKADOJI MAHARAJ  
NAGPUR UNIVERSITY.



RASHTRASANT TUKADOJI MAHARAJ NAGPUR UNIVERSITY, NAGPUR.  
FOR THE YEAR ENDING 31ST MARCH,2019.

| SCHEDULE NO. 7 |   | ADVANCES                 |                        |                        |                        |                          |
|----------------|---|--------------------------|------------------------|------------------------|------------------------|--------------------------|
| Sr. No.        | Particulars   | Balance as on 01.04.2018 | Paid During the year   | Total                  | Received Adjustment    | Balance as on 31.03.2019 |
| 1              | Advances to Employee/Staff  | 58,56,463.13             | 1,40,77,500.00         | 1,99,33,963.13         | 1,34,53,575.00         | 64,80,388.13             |
| 2              | Advances for Examination  | 45,51,37,049.51          | 21,02,51,000.00        | 66,53,88,049.51        | 25,26,53,602.80        | 41,27,34,446.71          |
| 3              | Advances for Sports   | 19,96,423.24             | 7,74,000.00            | 27,70,423.24           | 9,34,675.00            | 18,35,748.24             |
| 4              | Advances Other  | 9,50,58,698.50           | 3,01,71,384.00         | 12,52,30,082.50        | 5,79,81,326.10         | 6,72,48,756.40           |
| 5              | Permanent Advance   | 12,37,742.95             | 2,500.00               | 12,40,242.95           | -                      | 12,40,242.95             |
| 6              | Building Workshop   | 38,424.19                | -                      | 38,424.19              | -                      | 38,424.19                |
| 7              | Endowment Fund  | 7,05,226.01              | 1,44,000.00            | 8,49,226.01            | 1,50,200.00            | 6,99,026.01              |
| 8              | Stores (Stationery)   | 85,12,906.92             | 3,76,663.08            | 88,89,570.00           | 9,47,229.88            | 79,42,340.12             |
| 9              | Stock At Press & Publication  | 1,24,17,800.36           | (2,41,169.68)          | 1,21,76,630.68         | -                      | 1,21,76,630.68           |
|                | <b>Total</b>  | <b>58,09,60,734.81</b>   | <b>25,55,55,877.40</b> | <b>83,65,16,612.21</b> | <b>32,61,20,608.78</b> | <b>51,03,96,003.43</b>   |
|                | Less: 80 % Examination Advances Of Rs.455137049.51 As On 31.03.2018 Charges to Examination Expenses | 36,41,09,639.61          |                        |                        |                        | 33,01,87,557.36          |
|                | <b>Total</b>  | <b>21,68,51,095.20</b>   |                        |                        |                        | <b>18,02,08,446.07</b>   |
|                | Classification of Advances  |                          |                        |                        |                        |                          |
| a)             | Advances Recoverable in Cash or kind  |                          |                        |                        |                        |                          |
| b)             | Advances considered as good   |                          |                        |                        |                        |                          |
| c)             | Advances considered as bad or doubtful  |                          |                        |                        |                        |                          |

PLACE : NAGPUR

DATE : 28 SEP 2019

  
FINANCE & ACCOUNTS OFFICER  
RASHTRASANT TUKADOJI MAHARAJ  
NAGPUR UNIVERSITY,



RASHTRASANT TUKADOJI MAHARAJ NAGPUR UNIVERSITY, NAGPUR.  
FOR THE YEAR ENDING 31ST MARCH, 2019.

| SCHEDULE NO. 8 |                        | ACCOUNTS RECEIVABLE      |                       |                       |                       |                          |
|----------------|------------------------|--------------------------|-----------------------|-----------------------|-----------------------|--------------------------|
| Sr. No.        | Particulars            | Balance as on 01.04.2018 | Paid During the year  | Total                 | Received/ Adjustments | Balance as on 31.03.2019 |
| 1              | Tax Deducted at Source | -                        | -                     | -                     | -                     | -                        |
| 2              | Grant Receivable       | -                        | -                     | -                     | -                     | -                        |
| 3              | Other Receivable       | 2,52,55,477.42           | (79,37,745.34)        | 1,73,17,732.08        | -                     | 1,73,17,732.08           |
|                | <b>Total</b>           | <b>2,52,55,477.42</b>    | <b>(79,37,745.34)</b> | <b>1,73,17,732.08</b> | <b>-</b>              | <b>1,73,17,732.08</b>    |

PLACE: NAGPUR

DATE: 28 SEP 2019



*Rajay*  
FINANCE & ACCOUNT OFFICER  
RASHTRASANT TUKADOJI MAHARAJ  
NAGPUR UNIVERSITY.

RASHTRASANT TUKADOJI MAHARAJ NAGPUR UNIVERSITY, NAGPUR.  
FOR THE YEAR ENDING 31ST MARCH, 2019.

| SCHEDULE NO. 9 |  | CASH & BANK BALANCES     |                             |                        |                             |                          |
|----------------|--|--------------------------|-----------------------------|------------------------|-----------------------------|--------------------------|
| Sr. No.        | Particulars                                    | Balance as on 01.04.2018 | Transaction during the year | Total                  | Less - Paid during the year | Balance as on 31.03.2019 |
| <b>A</b>       | <b>Balance in Saving Accounts</b>              |                          |                             |                        |                             |                          |
| i              | Bank Of India (Salary A/c 35000)               | 2,91,02,336.92           | (3,73,25,262.80)            | (82,22,925.88)         | -                           | (82,22,925.88)           |
| ii             | Bank Of India Scholarship A/c 003              | 85,94,966.00             | 41,16,865.06                | 1,27,11,831.06         | -                           | 1,27,11,831.06           |
|                | <b>Total A</b>                                 | <b>3,76,97,302.92</b>    | <b>(3,32,08,397.74)</b>     | <b>44,88,905.18</b>    | <b>-</b>                    | <b>44,88,905.18</b>      |
| <b>B</b>       | <b>Balance in Current Accounts</b>             |                          |                             |                        |                             |                          |
| i              | Bank Of India (G. F.) A/c 004                  | 12,32,99,977.21          | (75,77,704.04)              | 11,57,22,273.17        | -                           | 11,57,22,273.17          |
| ii             | State Bank Of India General Fund               | 1,18,95,328.90           | 31,30,516.50                | 1,50,25,845.40         | -                           | 1,50,25,845.40           |
| iii            | Punjab National Bank Earmarked                 | 8,79,42,989.84           | (80,40,392.46)              | 7,99,02,597.38         | -                           | 7,99,02,597.38           |
| iv             | Punjab National Bank Plan Scheme               | 86,77,437.58             | 67,90,393.20                | 1,54,67,830.78         | -                           | 1,54,67,830.78           |
| v              | Bank Of Maharashtra salary                     | 2,21,78,749.00           | 2,69,154.00                 | 2,24,47,903.00         | -                           | 2,24,47,903.00           |
| vi             | Bank Of Maharashtra General Fund               | 1,51,55,152.80           | (96,73,728.00)              | 54,81,424.80           | -                           | 54,81,424.80             |
| vii            | Punjab National Bank (Rusa Fund) A/c No. 89683 | 10,96,13,184.91          | (9,84,11,006.40)            | 1,12,02,178.51         | -                           | 1,12,02,178.51           |
| viii           | Bank Of Baroda General Fund                    | 5,54,27,267.19           | (4,68,79,764.16)            | 85,47,503.03           | -                           | 85,47,503.03             |
| ix             | Bank Of Baroda A/c No.19317                    | 8,23,63,808.85           | (8,23,63,808.85)            | -                      | -                           | -                        |
| x              | Punjab National Bank Development               | 6,04,52,018.16           | (5,70,87,433.91)            | 33,64,584.25           | -                           | 33,64,584.25             |
| xi             | Yes Bank (General Fund) A/c No. 612            | 5,06,91,344.54           | (2,90,65,635.28)            | 2,16,25,709.26         | -                           | 2,16,25,709.26           |
|                | <b>Total B</b>                                 | <b>62,76,97,258.98</b>   | <b>(32,89,09,409.40)</b>    | <b>29,87,87,849.58</b> | <b>-</b>                    | <b>29,87,87,849.58</b>   |
| <b>C</b>       | Cash in Hand                                   | -                        | -                           | -                      | -                           | -                        |
| <b>D</b>       |  |                          |                             |                        |                             |                          |
|                | <b>Total (A+B)</b>                             | <b>66,53,94,561.90</b>   | <b>(36,21,17,807.14)</b>    | <b>30,32,76,754.76</b> | <b>-</b>                    | <b>30,32,76,754.76</b>   |

PLACE: NAGPUR

DATE: 28 SEP 2019



*R. K. Kulkarni*  
FINANCE & ACCOUNT OFFICER  
RASHTRASANT TUKADOJI MAHARAJ  
NAGPUR UNIVERSITY.

RASHTRASANT TUKADOJI MAHARAJ NAGPUR UNIVERSITY, NAGPUR.  
INCOME & EXPENDITURE ACCOUNTS  
FOR THE YEAR ENDING 31 ST MARCH, 2019.

| Sr. No.     | Particulars  | Schedule No. | Amount         | Current year (Rs.)<br>31.03.2019 | Previous Year (Rs.)<br>31.03.2018 |
|-------------|--|--------------|----------------|----------------------------------|-----------------------------------|
| <b>A)</b>   | <b>RECEIPT</b>   |              |                |                                  |                                   |
| <b>I)</b>   | <b>ACADEMIC</b>  |              |                |                                  |                                   |
| 1           | Examination Fees   | A            |                | 63,36,18,006.00                  | 64,14,83,895.00                   |
| 2           | Academic Fees  | B            |                | 4,47,82,403.50                   | 3,72,60,871.00                    |
| 3           | Other Fees   |              |                |                                  |                                   |
| i)          | Income From Other Departments                            | C-I          | 2,20,84,064.00 |                                  |                                   |
| ii)         | Other Fees   | C-II         | 9,49,83,573.00 | 11,70,67,637.00                  | 11,00,59,723.00                   |
| 4           | Salary Grant   | D            |                | 52,38,22,708.00                  | 54,62,15,838.00                   |
| 6           | Income from Other Sources                                |              |                |                                  |                                   |
| i)          | Publication  | E-I          | -              |                                  |                                   |
| ii)         | Press  | E-II         | -              |                                  |                                   |
| iii)        | Building Rent  | E-III        | 9,36,591.00    | 9,36,591.00                      | 33,17,168.00                      |
| 7           | Miscellaneous Receipts                                   |              |                | 1,65,83,331.28                   | 99,70,121.29                      |
| 8           | Donation   |              |                | -                                | 5,00,00,000.00                    |
| 9           | General Provident Fund                                   |              |                | -                                | -                                 |
| <b>II)</b>  | <b>Schemes ( Revenue)</b>                                |              |                |                                  |                                   |
| 1           | Recurring Grant's  | F-I          |                | 3,13,46,549.22                   | 5,74,85,380.80                    |
| <b>III)</b> | <b>INTEREST ON INVESTMENTS</b>                           |              |                |                                  |                                   |
| 1           | Interest on Deposits with Bnaks                          | G-I          |                | 40,96,29,962.92                  | 32,82,17,385.71                   |
|             | <b>Total of Part A Rs.</b>                               |              |                | <b>1,77,77,87,188.92</b>         | <b>1,78,40,10,382.80</b>          |
| <b>B)</b>   | <b>EXPENDITURE</b>                                       |              |                |                                  |                                   |
| <b>I)</b>   | <b>EXPENDITURE</b>                                       |              |                |                                  |                                   |
| 1           | Establishment Expenses                                   | H            |                | 21,57,59,709.89                  | 18,56,57,188.15                   |
| 2           | Examination Expenditure                                  | I            |                | 37,90,95,465.03                  | 39,84,07,789.45                   |
| 3           | Academic Expenditure                                     | J            |                | 40,02,95,645.04                  | 36,86,26,938.00                   |
| 4           | Student Welfare & Other Expenses                         | K            |                | 67,35,630.26                     | 68,78,479.00                      |
| 5           | Expenditure Of Other Departments                         | L            |                | 28,77,40,813.82                  | 14,85,66,710.00                   |
| 6           | Expenditure On Maintenance & Repairs of Roads & Building | M            |                | 2,05,90,782.00                   | 2,85,07,891.00                    |
| 7           | Contribution to Retirement Benefit Funds & Medical Aids  | N            |                | 27,39,952.00                     | 47,27,233.00                      |
| 8           | Refund Recurring Grant                                   |              |                | -                                | 36,48,470.00                      |
| 9           | Miscellaneous Expenses                                   |              |                | 11,53,469.08                     | 17,31,353.00                      |
| <b>II)</b>  | <b>EXPENSES RECURRING SCHEME</b>                         | O            |                | 8,81,95,188.00                   | 8,88,46,656.00                    |
| <b>III)</b> | <b>DEPRECIATION &amp; AMORTISATION</b>                   |              |                |                                  |                                   |
|             | Books & Periodicals @ 20 %                               |              | 54,44,672.63   |                                  |                                   |
|             | Electrification @ 15 %                                   |              | 771.47         |                                  |                                   |
|             | Building @ 5 %   |              | 4,28,08,265.95 |                                  |                                   |
|             | Furniture & Equipments @ 10 %                            |              | 3,17,66,662.88 | 8,00,20,372.93                   | 6,92,73,834.47                    |
| <b>IV)</b>  | <b>LOSS ON SALE/WRITE OFF ASSETS</b>                     |              |                |                                  |                                   |
| 1           | University Press   | P-I          | 2,31,68,677.68 |                                  |                                   |
| 2           | Publication Department                                   | P-II         | 84,73,171.00   | 3,16,41,848.68                   | 1,35,17,942.92                    |
|             | <b>Total of Part B Rs.</b>                               |              |                | <b>1,51,39,68,876.73</b>         | <b>1,31,83,90,484.99</b>          |
|             | <b>NET SURPLUS (A-B)</b>                                 |              |                | <b>26,38,18,312.19</b>           | <b>46,56,19,897.81</b>            |
|             | <b>Total Rs.</b>   |              |                | <b>1,77,77,87,188.92</b>         | <b>1,78,40,10,382.80</b>          |

PLACE : NAGPUR

DATE :

28 SEP 2019

*[Signature]*  
DEPUTY SECRETARY (ACCOUNTS)  
RASHTRASANT TUKADOJI MAHARAJ  
NAGPUR UNIVERSITY,  
*[Signature]*  
FINANCE & ACCOUNT OFFICER  
RASHTRASANT TUKADOJI MAHARAJ  
NAGPUR UNIVERSITY,

*[Signature]*  
VICE-CHANCELLOR  
RASHTRASANT TUKADOJI MAHARAJ  
NAGPUR UNIVERSITY,

ACCOUNTING POLICIES SCHEDULE - "11"  
AS PER OUR REPORT OF EVEN DATE  
FOR RATAN CHANDAK & CO.  
CHARTERED ACCOUNTANTS

*[Signature]*  
F.R.N. 108696W  
MEM. NO. 42711



RASHTRASANT TUKADOJI MAHARAJ NAGPUR UNIVERSITY, NAGPUR,  
 SCHEDULE NO. - " A "  
 EXAMINATION FEES  
 FOR THE YEAR ENDING 31 ST MARCH, 2019

| PARTICULARS                         | AMOUNT          |
|-------------------------------------|-----------------|
| FEE DUE ON 31-03-2019               | -               |
| ADD: TOTAL RECEIPTS DURING THE YEAR | 63,36,18,006.00 |
| TOTAL RS.                           | 63,36,18,006.00 |
| LESS: FEES DUE ON 31-03-2018        | -               |
| TOTAL RS.                           | 63,36,18,006.00 |

PLACÉ : NAGPUR  
 DATE : 28 SEP 2019

*R. S. S.*  
 FINANCE & ACCOUNT OFFICER  
 RASHTRASANT TUKADOJI MAHARAJ  
 NAGPUR UNIVERSITY, NAGPUR



RASHTRASANT TUKADOJI MAHARAJ NAGPUR UNIVERSITY, NAGPUR.

SCHEDULE NO. - " B "

TUTION AND OTHER FEES FROM TEACHING DEPARTMENTS  
FOR THE YEAR ENDING 31ST MARCH, 2019.

| SR. NO. | NAME OF DEPARTMENTS               | DUE ON 31-03-2019 | TOTAL RECEIPT DURING THE YEAR | TOTAL.         | DUE ON 31-03-2018 | TOTAL FEES DURING THE YEAR |
|---------|-----------------------------------|-------------------|-------------------------------|----------------|-------------------|----------------------------|
| 1       | DEPTT. OF ARTS & SOCIAL SCIENCE   | -                 | 37,57,449.00                  | 37,57,449.00   | -                 | 37,57,449.00               |
| 2       | DEPTT. OF SCIENCE                 | -                 | 59,37,365.00                  | 59,37,365.00   | -                 | 59,37,365.00               |
| 3       | DEPTT. OF LAW                     | -                 | 34,48,685.00                  | 34,48,685.00   | -                 | 34,48,685.00               |
| 4       | DEPTT. OF PHARMACEUTICAL SCIENCES | -                 | 40,20,929.50                  | 40,20,929.50   | -                 | 40,20,929.50               |
| 5       | DEPTT. OF P. G. EDUCATION         | -                 | 3,90,742.00                   | 3,90,742.00    | -                 | 3,90,742.00                |
| 6       | DEPTT. OF TECHNOLOGY (L.I.T.)     | -                 | 1,60,07,747.00                | 1,60,07,747.00 | -                 | 1,60,07,747.00             |
| 7       | DEPTT. OF HOME SCIENCE            | -                 | 1,54,880.00                   | 1,54,880.00    | -                 | 1,54,880.00                |
| 8       | M. PHIL COURSE                    | -                 | -                             | -              | -                 | -                          |
| 9       | DEPTT. OF P.G. PHYSICAL EDU.      | -                 | 4,93,310.00                   | 4,93,310.00    | -                 | 4,93,310.00                |
| 10      | DEPTT. OF BUSINESS MANAGEMENT     | -                 | 22,52,232.00                  | 22,52,232.00   | -                 | 22,52,232.00               |
| 11      | NEW EDUCATION DEPTT.              | -                 | 83,19,064.00                  | 83,19,064.00   | -                 | 83,19,064.00               |
|         | TOTAL RS.                         | -                 | 4,47,82,403.50                | 4,47,82,403.50 | -                 | 4,47,82,403.50             |

PLACE : NAGPUR

DATED : 28 SEP 2019

*Rajesh*  
FINANCE & ACCOUNT OFFICER  
RASHTRASANT TUKADOJI MAHARAJ  
NAGPUR UNIVERSITY, NAGPUR



RASHTRASANT TUKADOJI MAHARAJ NAGPUR UNIVERSITY, NAGPUR.  
SCHEDULE NO. - " C - I "  
INCOME FROM OTHER DEPARTMENTS  
FOR THE YEAR ENDING 31ST MARCH, 2019.

| SR. NO. | NAME OF DEPARTMENTS                            | INCOME DUE ON 31-03-2019 | TOTAL RECEIPTS DURING THE YEAR | TOTAL          | INCOME DUE ON 31-03-2018 | INCOME FOR THE YEAR |
|---------|--|--------------------------|--------------------------------|----------------|--------------------------|---------------------|
| 1       | UNIVERSITY LIBRARY                             | -                        | 12,55,679.00                   | 12,55,679.00   | -                        | 12,55,679.00        |
| 2       | ENGINEERING DEPARTMENT                         | -                        | 3,29,581.00                    | 3,29,581.00    | -                        | 3,29,581.00         |
| 3       | DEPTT. OF PHY.EDU. & RECRE.                    | -                        | 78,07,193.00                   | 78,07,193.00   | -                        | 78,07,193.00        |
| 4       | HEALTH CENTRE                                  | -                        | 11,45,167.00                   | 11,45,167.00   | -                        | 11,45,167.00        |
| 5       | U. S. I. C.                                    | -                        | -                              | -              | -                        | -                   |
| 6       | HOBBY WORKSHOP                                 | -                        | 22,240.00                      | 22,240.00      | -                        | 22,240.00           |
| 7       | GUEST HOUSE                                    | -                        | 1,35,035.00                    | 1,35,035.00    | -                        | 1,35,035.00         |
| 8       | INTER INS. COMPUTER CENTRE                     | -                        | 37,70,035.00                   | 37,70,035.00   | -                        | 37,70,035.00        |
| 9       | STUDENTS COUNCIL                               | -                        | 63,93,699.00                   | 63,93,699.00   | -                        | 63,93,699.00        |
| 10      | FOREIGN STU. SERVICE CENTRE                    | -                        | 38,200.00                      | 38,200.00      | -                        | 38,200.00           |
| 11      | R.S.I.C.                                       | -                        | -                              | -              | -                        | -                   |
| 12      | CENTRE FOR SERICULTURAL & BIO. PEST MANAGEMENT | -                        | 1,17,146.00                    | 1,17,146.00    | -                        | 1,17,146.00         |
| 13      | GURU NANAK BHAVAN                              | -                        | 75,000.00                      | 75,000.00      | -                        | 75,000.00           |
| 14      | COLLEGE TRIBUNAL                               | -                        | 19,589.00                      | 19,589.00      | -                        | 19,589.00           |
| 15      | ADULT EDUCATION & EXT.                         | -                        | 9,32,500.00                    | 9,32,500.00    | -                        | 9,32,500.00         |
| 16      | GARDEN   | -                        | 17,000.00                      | 17,000.00      | -                        | 17,000.00           |
| 17      | ACADEMIC STAFF COLLEGE                         | -                        | -                              | -              | -                        | -                   |
| 18      | MODEL COLLEGE GADCHIROLI                       | -                        | -                              | -              | -                        | -                   |
| 19      | SANSKRITICK MANDAL                             | -                        | -                              | -              | -                        | -                   |
| 20      | GANDHI BHAVAN                                  | -                        | 26,000.00                      | 26,000.00      | -                        | 26,000.00           |
|         | TOTAL RS.                                      | -                        | 2,20,84,064.00                 | 2,20,84,064.00 | -                        | 2,20,84,064.00      |

PLACE : NAGPUR

DATED : 28 SEP 2019

  
FINANCE & ACCOUNT OFFICER  
RASHTRASANT TUKADOJI MAHARAJ  
NAGPUR UNIVERSITY, NAGPUR





RASHTRASANT TUKADOJI MAHARAJ NAGPUR UNIVERSITY, NAGPUR.  
 SCHEDULE NO. - " C - II "  
 OTHER FEES  
 FOR THE YEAR ENDING 31ST MARCH, 2019.

| PARTICULARS                         | AMOUNT         |
|-------------------------------------|----------------|
| FEE DUE ON 31-03-2019               | -              |
| ADD: TOTAL RECEIPTS DURING THE YEAR | 9,49,83,573.00 |
| TOTAL RS.                           | 9,49,83,573.00 |
| LESS: FEES DUE ON 31-03-2018        | -              |
| TOTAL RS.                           | 9,49,83,573.00 |

PLACE : NAGPUR  
 DATE : 28 SEP 2019


*Rewaj*  
 FINANCE & ACCOUNT OFFICER  
 RASHTRASANT TUKADOJI MAHARAJ  
 NAGPUR UNIVERSITY, NAGPUR



RASHTRASANT TUKADOJI MAHARAJ NAGPUR UNIVERSITY, NAGPUR.  
SCHEDULE NO. - " D "  
SALARY GRANTS  
FOR THE YEAR ENDING 31ST MARCH, 2019.

| SR. NO. | PARTICULARS              | AMOUNT          |
|---------|--------------------------|-----------------|
| 1       | STATE GOVT. SALARY GRANT | 52,38,22,708.00 |
|         | TOTAL RS.                | 52,38,22,708.00 |

PLACE : NAGPUR  
DATED 28 SEP 2019

  
FINANCE & ACCOUNT OFFICER  
RASHTRASANT TUKADOJI MAHARAJ  
NAGPUR UNIVERSITY, NAGPUR




RASHTRASANT TUKADOJI MAHARAJ NAGPUR UNIVERSITY, NAGPUR.  
SCHEDULE NO. - " E -III "  
BUILDING RENT  
FOR THE YEAR ENDING 31ST MARCH, 2019.

| SR. NO. | PARTICULARS   | AMOUNT      |
|---------|---------------|-------------|
| 1       | BUILDING RENT | 9,36,591.00 |
|         | TOTAL RS.     | 9,36,591.00 |

PLACE : NAGPUR

DATED : 28 SEP 2019

  
FINANCE & ACCOUNT OFFICER  
RASHTRASANT TUKADOJI MAHARAJ  
NAGPUR UNIVERSITY, NAGPUR




RASHTRASANT TUKADOJI MAHARAJ NAGPUR UNIVERSITY, NAGPUR.  
SCHEDULE NO. - " F - 1 "  
GRANTS - (RECURRING )  
FOR THE YEAR ENDING 31ST MARCH, 2019.

| SR. NO. | PARTICULARS                    | PART-I (GENERAL) | PART-II (DEVELOPMENT) | SPECIAL EARMARKED GRANTS | TOTAL          | LESS UNSPENT GRANT AS ON 31-03-2019 | BALANCE AMOUNT OF GRANT AS ON 31-03-2019 |
|---------|--------------------------------|------------------|-----------------------|--------------------------|----------------|-------------------------------------|--|
| 1       | STATE GOVT.                    | -                | -                     | 5,18,900.00              | 5,18,900.00    | 41,67,943.00                        | (36,49,043.00)                           |
| 2       | GOVERNMENT OF INDIA            | -                | 49,12,500.00          | 71,81,526.00             | 1,20,94,026.00 | 33,08,690.00                        | 87,85,336.00                             |
| 3       | U G C.                         | -                | -                     | 1,64,94,829.00           | 1,64,94,829.00 | 99,76,655.00                        | 65,18,174.00                             |
| 4       | C.S.I.R.                       | -                | -                     | 1,83,068.00              | 1,83,068.00    | -                                   | 1,83,068.00                              |
| 5       | OTHER SOURCES                  | -                | -                     | 62,55,437.22             | 62,55,437.22   | 11,93,141.00                        | 50,62,296.22                             |
|         | TOTAL RS                       | -                | 49,12,500.00          | 3,06,33,760.22           | 3,55,46,260.22 | 1,86,46,429.00                      | 1,68,99,831.22                           |
| ADD :   | UNSPENT GRANT AS ON 31-03-2018 | -                | -                     | -                        | -              | -                                   | 1,44,46,718.00                           |
|         | TOTAL RS                       | -                | -                     | -                        | -              | -                                   | 3,13,46,549.22                           |

PLACE : NAGPUR

DATED : 28 SEP 2019

  
FINANCE & ACCOUNT OFFICER  
RASHTRASANT TUKADOJI MAHARAJ  
NAGPUR UNIVERSITY, NAGPUR



## RASHTRASANT TUKADOJI MAHARAJ NAGPUR UNIVERSITY, NAGPUR.

SCHEDULE NO. - " G - I "

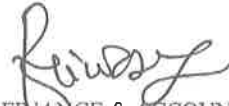
INTEREST ON DEVELOPMENT &amp; OTHER FUNDS

FOR THE YEAR ENDING 31ST MARCH, 2019.

| PARTICULARS                   | AMOUNT          |
|-------------------------------|-----------------|
| TAGOR CHAIR                   | 1,73,900.00     |
| GEOLOGY FUND                  | 37,080.00       |
| GENERAL FUND                  | 39,36,29,069.59 |
| DEVELOPMENT FUND              | 1,53,98,913.33  |
| D. LAXMI NARAYAN BEQUEST FUND | 3,50,000.00     |
| E. RAGHVENDRARAO FUND         | 40,000.00       |
| SADAPARV HOSTEL FUND          | 1,000.00        |
|                               |                 |
| TOTAL RS.                     | 40,96,29,962.92 |

PLACE : NAGPUR

DATED : 28 SEP 2019

FINANCE & ACCOUNT OFFICER  
RASHTRASANT TUKADOJI MAHARAJ  
NAGPUR UNIVERSITY, NAGPUR

## RASHTRASANT TUKADOJI MAHARAJ NAGPUR UNIVERSITY, NAGPUR.

SCHEDULE NO. - " H "

EXPENDITURE ON GENERAL ADMINISTRATION  
FOR THE YEAR ENDING 31ST MARCH, 2019.

| SR. NO. | NAME OF DEPARTMENTS    | DUE ON 31-03-2019 | TOTAL PAYMENTS DURING THE YEAR | TOTAL EXPENDITURE | DUE ON 31-03-2018 | TOTAL EXPENDITURE DURING THE YEAR |
|---------|------------------------|-------------------|--------------------------------|-------------------|-------------------|-----------------------------------|
| 1       | GENERAL ADMINISTRATION | -                 | 21,57,59,709.89                | 21,57,59,709.89   | -                 | 21,57,59,709.89                   |
|         | TOTAL RS.              | -                 | 21,57,59,709.89                | 21,57,59,709.89   | -                 | 21,57,59,709.89                   |

PLACE : NAGPUR

DATED : 28 SEP 2019



FINANCE & ACCOUNT OFFICER  
RASHTRASANT TUKADOJI MAHARAJ  
NAGPUR UNIVERSITY, NAGPUR



## RASHTRASANT TUKADOJI MAHARAJ NAGPUR UNIVERSITY, NAGPUR.

SCHEDULE NO. - " I "  
 EXAMINATION EXPENSES  
 FOR THE YEAR ENDING 31ST MARCH, 2019.

| PARTICULARS  | DUE ON<br>31-03-2019 | TOTAL<br>PAYMENTS<br>DURING<br>THE YEAR | TOTAL           | DUE ON<br>31-03-2018 | TOTAL<br>EXPENDITURE<br>DURING THE<br>YEAR |
|--|----------------------|---|-----------------|----------------------|--|
| EXAMINATION EXPENSES                                   | -                    | 41,30,17,547.28                         | 41,30,17,547.28 | -                    | 41,30,17,547.28                            |
| LESS : 80% OF EXAMINATION<br>ADVANCES AS ON 31-03-2018 |                      |   |                 |                      | 36,41,09,639.61                            |
|  |                      |   |                 |                      | 4,89,07,907.67                             |
| ADD : 80% OF EXAMINATION<br>ADVANCES AS ON 31-03-2019  |                      |   |                 |                      | 33,01,87,557.36                            |
|  |                      |   |                 |                      |  |
| TOTAL RS.  |                      |   |                 |                      | 37,90,95,465.03                            |

PLACE : NAGPUR

DATED : 28 SEP 2019

*Rajesh*  
 FINANCE & ACCOUNT OFFICER  
 RASHTRASANT TUKADOJI MAHARAJ  
 NAGPUR UNIVERSITY, NAGPUR



RASHTRASANT TUKADJI MAHARAJ NAGPUR UNIVERSITY, NAGPUR.  
SCHEDULE ATTACHED TO INCOME & EXPENDITURE ACCOUNT  
FOR THE YEAR ENDING 31ST MARCH, 2015.

SCHEDULE - " J "  
EXPENDITURE ON UNIVERSITY TEACHING DEPARTMENTS  
FOR THE YEAR ENDING 31ST MARCH, 2019.  
(EXCLUDING BOOKS & PERIODICALS)

| SR. NO. | NAME OF DEPARTMENTS                    | DUE ON 31-03-2019 | TOTAL PAYMENTS DURING THE YEAR | TOTAL EXPENDITURE | DUE ON 31-03-2018 | TOTAL EXPENDITURE DURING THE YEAR |
|---------|--|-------------------|--------------------------------|-------------------|-------------------|-----------------------------------|
| 1       | ARTS & SOCIAL SCIENCE DEPTT.           | -                 | 9,00,72,522.91                 | 9,00,72,522.91    | -                 | 9,00,72,522.91                    |
| 2       | SCIENCE DEPARTMENT                     | -                 | 14,70,08,426.50                | 14,70,08,426.50   | -                 | 14,70,08,426.50                   |
| 3       | LAW DEPARTMENT                         | -                 | 1,95,45,912.16                 | 1,95,45,912.16    | -                 | 1,95,45,912.16                    |
| 4       | DEPTT. OF PHARMACEUTICAL SCIENCES      | -                 | 3,30,37,039.58                 | 3,30,37,039.58    | -                 | 3,30,37,039.58                    |
| 5       | EDUCATION DEPTT.(P.G)                  | -                 | 64,71,144.63                   | 64,71,144.63      | -                 | 64,71,144.63                      |
| 6       | TECHNOLOGY DEPTT.(L.I.T.)              | -                 | 6,84,45,939.80                 | 6,84,45,939.80    | -                 | 6,84,45,939.80                    |
| 7       | HOME SCIENCE DEPTT,                    | -                 | 1,39,80,348.69                 | 1,39,80,348.69    | -                 | 1,39,80,348.69                    |
| 8       | P.G.T.D. IN PHYSICAL EDUCATION         | -                 | 11,93,245.25                   | 11,93,245.25      | -                 | 11,93,245.25                      |
| 9       | DEPTT. OF BUSINESS MANAGEMENT          | -                 | 77,93,763.40                   | 77,93,763.40      | -                 | 77,93,763.40                      |
| 10      | M.PHILL (ARTS & SOCIAL SCIENCE DEPTT.) | -                 | 5,15,550.00                    | 5,15,550.00       | -                 | 5,15,550.00                       |
| 11      | NEW EDUCATION DEPTT.                   | -                 | 1,22,31,752.12                 | 1,22,31,752.12    | -                 | 1,22,31,752.12                    |
|         | TOTAL RS.                              | -                 | 40,02,95,645.04                | 40,02,95,645.04   | -                 | 40,02,95,645.04                   |

PLACE : NAGPUR

DATED : 28 SEP 2019

*Ranjay*  
FINANCE & ACCOUNT OFFICER  
RASHTRASANT TUKADJI MAHARAJ  
NAGPUR UNIVERSITY, NAGPUR





RASHTRASANT TUKADOJI MAHARAJ NAGPUR UNIVERSITY, NAGPUR.  
SCHEDULE NO. - " K "  
NET EXPENDITURE OF UNIVERSITY HOSTEL  
FOR THE YEAR ENDING 31ST MARCH, 2019.

| PARTICULARS                            | DUE ON<br>31-03-2019 | TOTAL<br>PAYMENTS<br>DURING THE<br>YEAR | TOTAL        | DUE ON<br>31-03-2018 | TOTAL<br>EXPENDITUR<br>E<br>DURING THE |
|--|----------------------|---|--------------|----------------------|--|
| EXPENDITURE                            |                      |   |              |                      |  |
| BOY'S HOSTEL                           | -                    | 51,72,910.80                            | 51,72,910.80 | -                    | 51,72,910.80                           |
| GIRL'S HOSTEL                          | -                    | 16,75,772.18                            | 16,75,772.18 | -                    | 16,75,772.18                           |
| SADA-PARVA HOSTEL                      | -                    | 1,65,271.00                             | 1,65,271.00  | -                    | 1,65,271.00                            |
| L.I.T. HOSTEL                          | -                    | 6,18,934.70                             | 6,18,934.70  | -                    | 6,18,934.70                            |
| P.G. HOSTEL                            | -                    | 9,53,691.58                             | 9,53,691.58  | -                    | 9,53,691.58                            |
| PHARMACY STUDENT HOSTEL                | -                    | 7,08,021.00                             | 7,08,021.00  | -                    | 7,08,021.00                            |
|  |                      |   |              |                      |  |
| TOTAL (A) RS.                          | -                    | 92,94,601.26                            | 92,94,601.26 | -                    | 92,94,601.26                           |
| INCOME                                 |                      |   |              |                      |  |
| BOY'S HOSTEL                           | -                    | 6,29,451.00                             | 6,29,451.00  | -                    | 6,29,451.00                            |
| GIRL'S HOSTEL                          | -                    | 6,73,985.00                             | 6,73,985.00  | -                    | 6,73,985.00                            |
| SADA-PARVA HOSTEL                      | -                    | -                                       | -            | -                    | -                                      |
| L.I.T. HOSTEL                          | -                    | 11,00,275.00                            | 11,00,275.00 | -                    | 11,00,275.00                           |
| P.G. HOSTEL                            | -                    | 82,810.00                               | 82,810.00    | -                    | 82,810.00                              |
| PHARMACY STUDENT HOSTEL                | -                    | 72,450.00                               | 72,450.00    | -                    | 72,450.00                              |
|  |                      |   |              |                      |  |
| TOTAL (B) RS.                          | -                    | 25,58,971.00                            | 25,58,971.00 | -                    | 25,58,971.00                           |
| NET EXPENDITURE FOR THE YEAR (A) - (B) |                      |   |              | -                    | 67,35,630.26                           |

PLACE : NAGPUR

DATED : 28 SEP 2019

*Rewaz*  
FINANCE & ACCOUNT OFFICER  
RASHTRASANT TUKADOJI MAHARAJ  
NAGPUR UNIVERSITY, NAGPUR



## RASHTRASANT TUKADOJI MAHARAJ NAGPUR UNIVERSITY, NAGPUR.

## SCHEDULE NO. - " L "

EXPENDITURE OF OTHER DEPARTMENTS  
FOR THE YEAR ENDING 31ST MARCH, 2019.

| SR. NO. | NAME OF DEPARTMENTS                                | DUE ON 31-03-2019 | TOTAL PAYMENTS DURING THE YEAR | TOTAL EXPENDITURE | DUE ON 31-03-2018 | TOTAL EXPENDITURE DURING THE YEAR |
|---------|--|-------------------|--------------------------------|-------------------|-------------------|-----------------------------------|
| 1       | UNIVERSITY LIBRARY                                 | -                 | 3,24,73,225.67                 | 3,24,73,225.67    | -                 | 3,24,73,225.67                    |
| 2       | ENGINEERING DEPARTMENT                             | -                 | 2,05,75,720.00                 | 2,05,75,720.00    | -                 | 2,05,75,720.00                    |
| 3       | DEPTT. OF PHY. EDU. & RECREATION                   | -                 | 93,71,667.02                   | 93,71,667.02      | -                 | 93,71,667.02                      |
| 4       | HEALTH CENTRE                                      | -                 | 38,24,717.00                   | 38,24,717.00      | -                 | 38,24,717.00                      |
| 5       | UNI. SERVICES & INSTRUMENTATION                    | -                 | 35,89,564.96                   | 35,89,564.96      | -                 | 35,89,564.96                      |
| 6       | GANDHI BHAVAN                                      | -                 | 1,31,832.00                    | 1,31,832.00       | -                 | 1,31,832.00                       |
| 7       | UNI. EMPLOYMENT INFORMATION & GUIDANCE BUREAU      | -                 | 1,21,365.00                    | 1,21,365.00       | -                 | 1,21,365.00                       |
| 8       | HOBBY WORKSHOP                                     | -                 | 43,90,623.70                   | 43,90,623.70      | -                 | 43,90,623.70                      |
| 9       | STUDENTS COUNCIL                                   | -                 | 56,50,418.02                   | 56,50,418.02      | -                 | 56,50,418.02                      |
| 10      | GUEST HOUSE  | -                 | 12,94,905.00                   | 12,94,905.00      | -                 | 12,94,905.00                      |
| 11      | GARDEN   | -                 | 1,44,85,895.00                 | 1,44,85,895.00    | -                 | 1,44,85,895.00                    |
| 12      | GURU NANAK BHAVAN                                  | -                 | 7,46,113.00                    | 7,46,113.00       | -                 | 7,46,113.00                       |
| 13      | R.S.I.C.   | -                 | 6,52,345.00                    | 6,52,345.00       | -                 | 6,52,345.00                       |
| 14      | DEPTT. OF CONTINUING & ADULT EDU. & EXT.           | -                 | 40,56,714.00                   | 40,56,714.00      | -                 | 40,56,714.00                      |
| 15      | INTER INS. COMPUTER CENTRE                         | -                 | 52,00,451.89                   | 52,00,451.89      | -                 | 52,00,451.89                      |
| 16      | MODEL COLLEGE GADCHIROLI                           | -                 | 4,48,391.00                    | 4,48,391.00       | -                 | 4,48,391.00                       |
| 17      | FOREIGN STUDENTS SERVICE CENTRE                    | -                 | 4,22,508.08                    | 4,22,508.08       | -                 | 4,22,508.08                       |
| 18      | PLACEMENT OFFICERS OFFICE                          | -                 | -                              | -                 | -                 | -                                 |
| 19      | CEN. FOR SERICULTURAL & BIOLOGICAL PEST MANAGEMENT | -                 | 56,03,507.00                   | 56,03,507.00      | -                 | 56,03,507.00                      |
| 20      | OTHER EXPENDITURE (PLAN BUDGET)                    | -                 | 17,16,50,792.00                | 17,16,50,792.00   | -                 | 17,16,50,792.00                   |
| 21      | COLLEGE TRIBUNAL                                   | -                 | 22,46,149.48                   | 22,46,149.48      | -                 | 22,46,149.48                      |
| 22      | OTHER EDUCATIONAL CENTER                           | -                 | 1,50,000.00                    | 1,50,000.00       | -                 | 1,50,000.00                       |
| 23      | SANSKRITIK MANDAL                                  | -                 | 6,53,909.00                    | 6,53,909.00       | -                 | 6,53,909.00                       |
|         | TOTAL RS.  | -                 | 28,77,40,813.82                | 28,77,40,813.82   | -                 | 28,77,40,813.82                   |

PLACE: NAGPUR  
DATED: 28 SEP 2019

*Reinaz*  
FINANCE & ACCOUNT OFFICER  
RASHTRASANT TUKADOJI MAHARAJ  
NAGPUR UNIVERSITY, NAGPUR



## RASHTRASANT TUKADOJI MAHARAJ NAGPUR UNIVERSITY, NAGPUR.

## SCHEDULE NO. - " M "

EXPENDITURE ON MAINTENANCE & REPAIRS OF ROADS & BUILDINGS  
FOR THE YEAR ENDING 31ST MARCH, 2019.

| PARTICULARS                                   | DUE ON<br>31-03-2019 | TOTAL<br>PAYMENTS<br>DURING THE<br>YEAR | TOTAL          | DUE ON<br>31-03-2018 | TOTAL<br>EXPENDITURE<br>DURING THE<br>YEAR |
|---|----------------------|---|----------------|----------------------|--|
| MAINTENANCE & REPAIRS<br>OF ROADS & BUILDINGS | -                    | 2,05,90,782.00                          | 2,05,90,782.00 | -                    | 2,05,90,782.00                             |
| TOTAL RS.                                     | -                    | 2,05,90,782.00                          | 2,05,90,782.00 | -                    | 2,05,90,782.00                             |

PLACE: NAGPUR

DATED 28 SEP 2019

*R. K. W. S.*  
FINANCE & ACCOUNT OFFICER  
RASHTRASANT TUKADOJI MAHARAJ  
NAGPUR UNIVERSITY, NAGPUR



## RASHTRASANT TUKADOJI MAHARAJ NAGPUR UNIVERSITY, NAGPUR.

## SCHEDULE NO. - " N "

CONTRIBUTION TO RETIREMENT BENEFIT FUNDS & MEDICAL AIDS  
FOR THE YEAR ENDING 31ST MARCH, 2019.

| PARTICULARS                          | DUE ON<br>31-03-2019 | TOTAL<br>PAYMENTS<br>DURING THE<br>YEAR | TOTAL        | DUE ON<br>31-03-2018 | TOTAL<br>EXPENDITURE<br>DURING THE<br>YEAR |
|--------------------------------------|----------------------|---|--------------|----------------------|--|
| RETIREMENT BENEFIT<br>& MEDICAL AIDS | -                    | 27,39,952.00                            | 27,39,952.00 | -                    | 27,39,952.00                               |
| TOTAL RS.                            | -                    | 27,39,952.00                            | 27,39,952.00 | -                    | 27,39,952.00                               |

PLACE : NAGPUR

DATED : 28 OCT 2019



 FINANCE & ACCOUNT OFFICER  
 RASHTRASANT TUKADOJI MAHARAJ  
 NAGPUR UNIVERSITY, NAGPUR


## RASHTRASANT TUKADOJI MAHARAJ NAGPUR UNIVERSITY, NAGPUR.

SCHEDULE NO. - " O "

## EXPENSES FROM SPECIAL GRANTS

FOR THE YEAR ENDING 31ST MARCH, 2019.

| PARTICULARS            | DUE ON<br>31-03-2019 | TOTAL<br>PAYMENTS<br>DURING<br>THE YEAR | TOTAL           | DUE ON<br>31-03-2018 | TOTAL<br>EXPENDITURE<br>DURING THE<br>YEAR |
|------------------------|----------------------|---|-----------------|----------------------|--|
| STATE GOVT.            | -                    | 2,34,06,308.00                          | 2,34,06,308.00  | -                    | 2,34,06,308.00                             |
| GOVT. OF INDIA         | -                    | 1,18,59,872.00                          | 1,18,59,872.00  | -                    | 1,18,59,872.00                             |
| U.G.C.                 | -                    | 3,47,13,011.00                          | 3,47,13,011.00  | -                    | 3,47,13,011.00                             |
| C.S.I.R.               | -                    | 1,83,068.00                             | 1,83,068.00     | -                    | 1,83,068.00                                |
| OTHER SOURCES          | -                    | 1,80,32,929.00                          | 1,80,32,929.00  | -                    | 1,80,32,929.00                             |
| TOTAL RS.              | -                    | 8,81,95,188.00                          | 8,81,95,188.00  | -                    | 8,81,95,188.00                             |
| SCHEDULE - F-1         |                      |   |                 |                      |  |
| BOOKS & PERIODICALS    |                      |   |                 |                      |  |
| PART-I                 | -                    | 56,12,825.00                            | 56,12,825.00    | -                    | 56,12,825.00                               |
| PART-II                | -                    | (420.00)                                | (420.00)        | -                    | (420.00)                                   |
| PART-III               | -                    | -                                       | -               | -                    | -  |
| TOTAL RS.              | -                    | 56,12,405.00                            | 56,12,405.00    | -                    | 56,12,405.00                               |
| SCHEDULE - F-2         |                      |   |                 |                      |  |
| BUILDING & OTHERS      |                      |   |                 |                      |  |
| PART-I                 | -                    | 24,18,94,258.00                         | 24,18,94,258.00 | -                    | 24,18,94,258.00                            |
| PART-II                | -                    | (1,43,586.00)                           | (1,43,586.00)   | -                    | (1,43,586.00)                              |
| PART-III               | -                    | -                                       | -               | -                    | -  |
| TOTAL RS.              | -                    | 24,17,50,672.00                         | 24,17,50,672.00 | -                    | 24,17,50,672.00                            |
| SCHEDULE - F-3         |                      |   |                 |                      |  |
| FURNITURE & EQUIPMENTS |                      |   |                 |                      |  |
| PART-I                 | -                    | 4,05,99,505.00                          | 4,05,99,505.00  | -                    | 4,05,99,505.00                             |
| PART-II                | -                    | 12,943.00                               | 12,943.00       | -                    | 12,943.00                                  |
| PART-III               | -                    | -                                       | -               | -                    | -  |
| TOTAL RS.              | -                    | 4,06,12,448.00                          | 4,06,12,448.00  | -                    | 4,06,12,448.00                             |

PLACE : NAGPUR

DATED : 28 OCT 2019

*Rajendra*  
FINANCE & ACCOUNT OFFICER  
RASHTRASANT TUKADOJI MAHARAJ  
NAGPUR UNIVERSITY, NAGPUR



**RASHTRASANT TUKADOJI MAHARAJ NAGPUR UNIVERSITY, NAGPUR.**  
**SCHEDULE NO. - " P-I "**  
**NET INCOME OF UNIVERSITY PRESS**  
**FOR THE YEAR ENDING 31ST MARCH, 2019.**

| PARTICULARS                        | EXPENDITURE    | INCOME         |
|------------------------------------|----------------|----------------|
| TOTAL PAYMENTS DURING THE YEAR     | 4,57,75,800.00 | -              |
| TOTAL RECEIPTS DURING THE YEAR     | -              | 2,28,60,087.00 |
| TOTAL RS.                          | 4,57,75,800.00 | 2,28,60,087.00 |
| LESS : OPENING STOCK ON 01-04-2018 | 11,83,271.36   |                |
| ADD : CLOSING STOCK                |                | 9,30,306.68    |
| NET LOSS                           |                | 2,31,68,677.68 |
| TOTAL RS.                          | 4,69,59,071.36 | 4,69,59,071.36 |

PLACE : NAGPUR

DATED : **28 SEP 2019**

*Rajwade*  
 FINANCE & ACCOUNT OFFICER  
 RASHTRASANT TUKADOJI MAHARAJ  
 NAGPUR UNIVERSITY, NAGPUR



**RASHTRASANT TUKADOJI MAHARAJ NAGPUR UNIVERSITY, NAGPUR.**  
**SCHEDULE NO. - " P-II "**  
**NET INCOME OF PUBLICATION DEPARTMENT**  
**FOR THE YEAR ENDING 31ST MARCH, 2019.**

| PARTICULARS                        | EXPENDITURE    | INCOME         |
|------------------------------------|----------------|----------------|
| TOTAL PAYMENTS DURING THE YEAR     | 86,77,761.00   | -              |
| TOTAL RECEIPTS DURING THE YEAR     | -              | 1,92,795.00    |
| TOTAL RS.                          | 86,77,761.00   | 1,92,795.00    |
|                                    |                |                |
| LESS : OPENING STOCK ON 01-04-2018 | 1,12,34,529.00 |                |
| ADD : CLOSING STOCK                |                | 1,12,46,324.00 |
| NET LOSS                           |                | 84,73,171.00   |
|                                    |                |                |
| TOTAL RS.                          | 1,99,12,290.00 | 1,99,12,290.00 |

PLACE : NAGPUR

DATED : 28 SEP 2019

*Rishy*  
 FINANCE & ACCOUNT OFFICER  
 RASHTRASANT TUKADOJI MAHARAJ  
 NAGPUR UNIVERSITY, NAGPUR



## RASHTRASANT TUKADOJI MAHARAJ NAGPUR UNIVERSITY, NAGPUR.

SCHEDULE NO. - " Q "

SCHEDULE REGARDING BANK RECONCILIATION

AS AT 31ST MARCH, 2019.

| SR. NO. | PARTICULARS                | NAME OF FUND                 | CHEQUE ISSUED BUT NOT ENCASHED | CREDIT GIVEN BY BANK BUT NOT ACCO-NTED | CHEQUES DEPO-SITED BUT NOT CREDITED BY BANK | DEBIT GIVEN BY BANK BUT NOT ACCO-UNTED FOR | REMARKS        |
|---------|----------------------------|------------------------------|--------------------------------|--|---|--|----------------|
| 1       | ANDRA BANK                 | GENERAL PROVIDENT FUND       | 0.00                           | 0.00                                   | 48000.00                                    | 0.00                                       | UP - TO - DATE |
| 2       | STATE BANK OF INDIA        | C P F                        | 0.00                           | 0.00                                   | 0.00  | 0.00                                       | UP - TO - DATE |
| 3       | STATE BANK OF INDIA        | ENDOWMENT FUND               | 146403.00                      | 0.00                                   | 5000.00                                     | 0.00                                       | UP - TO - DATE |
| 4       | BANK OF INDIA              | SALARY ACCOUNT               | 3322427.00                     | 0.00                                   | 0.00  | 0.00                                       | UP - TO - DATE |
| 5       | UNITED COMMERCIAL BANK     | G.P.F. FUND ( A/c No. 7400 ) | 0.00                           | 0.00                                   | 0.00  | 0.00                                       | UP - TO - DATE |
| 6       | BANK OF INDIA              | STUDENT WELFARE FUND         | 499800.00                      | 140692.00                              | 1064463.00                                  | 0.00                                       | UP - TO - DATE |
| 7       | BANK OF INDIA              | TEACHERS WELFARE FUND        | 0.00                           | 584403.00                              | 147986.00                                   | 0.00                                       | UP - TO - DATE |
| 8       | BANK OF INDIA              | STUDENT MEDICAL AID FUND     | 0.00                           | 328148.00                              | 135155.00                                   | 0.00                                       | UP - TO - DATE |
| 9       | BANK OF INDIA              | STUDENT AID FUND             | 2169539.00                     | 31475.00                               | 113496.00                                   | 0.00                                       | UP - TO - DATE |
| 10      | BANK OF MAHARASHTRA        | GENERAL FUND                 | 3038452.00                     | 0.00                                   | 0.00  | 41345.00                                   | UP - TO - DATE |
| 11      | BANK OF BARODA             | GENERAL FUND                 | 71104780.00                    | 33384.00                               | 296917.00                                   | 27619.00                                   | UP - TO - DATE |
| 12      | STATE BANK OF INDIA        | GENERAL FUND                 | 0.00                           | 0.00                                   | 0.00  | 0.00                                       | UP - TO - DATE |
| 13      | BANK OF INDIA              | E.W.F.                       | 0.00                           | 25452.00                               | 29947.00                                    | 0.00                                       | UP - TO - DATE |
| 14      | UCO BANK ( A/c No. 18943 ) | -----                        | 0.00                           | 0.00                                   | 0.00  | 0.00                                       | UP - TO - DATE |
| 15      | PANJAB NATIONAL BANK       | PLAN SCHEME                  | 13291963.00                    | 0.00                                   | 16429302.00                                 | 2768.00                                    | UP - TO - DATE |
| 16      | PANJAB NATIONAL BANK       | EARMARK FUND                 | 18913919.00                    | 9298054.00                             | 8007429.20                                  | 55843.00                                   | UP - TO - DATE |
| 17      | BANK OF INDIA              | GENERAL FUND (A/C No. 004)   | 99161361.00                    | 18265763.81                            | 129724511.50                                | 302861.00                                  | UP - TO - DATE |
| 18      | BANK OF MAHARASHTRA        | SALARY ACCOUNT               | 8309149.00                     | 4000000.00                             | 0.00  | 0.00                                       | UP - TO - DATE |
| 19      | BANK OF INDIA              | SCHOLRSHIP (A/C No.003)      | 1799175.00                     | 667248.00                              | 29272.00                                    | 0.00                                       | UP - TO - DATE |
| 20      | PANJAB NATIONAL BANK       | A/C No. 10605                | 40000000.00                    | 201.55                                 | 0.00  | 43481.00                                   | UP - TO - DATE |
| 21      | PANJAB NATIONAL BANK       | RUSA FUND A/c No. 89683      | 1154800.00                     | 566487.00                              | 0.00  | 1136510.58                                 | UP - TO - DATE |
| 22      | BANK OF BARODA             | MKCL A/c No. 19317           | 0.00                           | 0.00                                   | 0.00  | 0.00                                       | UP - TO - DATE |
| 23      | YES BANK                   | A/c No. 000612               | 125673692.00                   | 0.00                                   | 9619879.00                                  | 0.00                                       | UP - TO - DATE |

PLACE : NAGPUR

DATED : 28 SEP 2019



FINANCE &amp; ACCOUNT OFFICER

RASHTRASANT TUKADOJI MAHARAJ

NAGPUR UNIVERSITY, NAGPUR





RASHTRASANT TUKADOJI MAHARAJ NAGPUR UNIVERSITY, NAGPUR.  
PRESS EMPLOYEES PROVIDENT FUND  
BALANCE SHEET  
FOR THE YEAR ENDING 31ST MARCH, 2019.

| PRE. YEAR      | LIABILITIES   | AMOUNT         | PRE. YEAR      | ASSETS                           | AMOUNT   |
|----------------|---|----------------|----------------|----------------------------------|--|
|                | FINAL PAYMENTS MADE DURING THE YEAR                 | 12,93,455.00   | 35,72,070.00   | INVESTMENTS                      |  |
|                | ADD : PENSION PAYMENT DURING THE YEAR               | Nil            |                | AS PER LAST BALANCE SHEET        | 35,72,070.00                                   |
|                | ADD : ADVANCE PAID DURING THE YEAR                  | Nil            |                | ADD: INVESTMENTS DURING THE YEAR | 1,37,776.00                                    |
|                |   | 12,93,455.00   |                |                                  | 37,09,846.00                                   |
|                | LESS:   |                |                |                                  |  |
| Nil            | DEPOSIT OF EMPLOYEES AS PER LAST B/S                | Nil            |                | LESS: ENCASHMENT                 | 10,03,414.00                                   |
|                |   |                |                |                                  | 27,06,432.00                                   |
|                | EMPLOYEES SUBS                                      | 5,63,000.00    |                |                                  |  |
|                | UNIVERSITY CONTRIBUTION                             | Nil            | 2,43,356.00    | INTEREST ACCURED                 | 2,10,347.00                                    |
|                | ADV. RECOVERED DURING THE YEAR                      | Nil            |                |                                  |  |
|                | INTT. ON EMPLOYEES DEPOSIT                          | 3,13,890.00    | 3,67,279.09    | BANK BALANCE                     |  |
|                |   | 4,16,565.00    | SEE CONTRA     | ANDHRA BANK - GPF                | 7,71,834.09                                    |
| 2,85,54,851.00 | ADVANCE FROM GENERAL FUND AS PER LAST BALANCE SHEET | 2,85,54,851.00 |                |                                  |  |
|                | ADD: RECEIVED DURING THE YEAR                       | Nil            |                |                                  |  |
| (81,744.09)    | INCOME & EXPENDITURE A/C AS PER LAST BALANCE SHEET  | (81,744.09)    | 2,85,54,851.00 | 2,42,90,401.82                   | DEPOSIT OF EMPLOYEES AS PER LAST BALANCE SHEET |
|                | TRANSFER TO GENERAL FUND                            | Nil            |                |                                  | 2,42,90,401.82                                 |
|                | LESS: DEFICIT DURING THE YEAR                       | 77,527.00      |                |                                  | ADD: AS PER CONTRA                             |
|                |   |                | (1,59,271.09)  |                                  | 4,16,565.00                                    |
| 2,84,73,106.91 | TOTAL RS.   | 2,83,95,579.91 | 2,84,73,106.91 | TOTAL RS.                        | 2,83,95,579.91                                 |

PLACE : NAGPUR

DATED 12/03/2019



*Rewdy*  
FINANCE & ACCOUNT OFFICERE  
RASHTRASANT TUKADOJI MAHARAJ  
NAGPUR UNIVERSITY, NAGPUR

**RASHTRASANT TUKADOJI MAHARAJ NAGPUR UNIVERSITY, NAGPUR.**  
**PRESS EMPLOYEES PROVIDENT FUND**  
**INCOME & EXPENDITURE ACCOUNT**  
**FOR THE YEAR ENDING 31ST MARCH, 2019.**

| PRE.YR      | EXPENDITURE             |             | PRE.YR      | INCOME                             | AMOUNT      |
|-------------|-------------------------|-------------|-------------|------------------------------------|-------------|
| 2,56,491.00 | INTEREST ON DEPOSITS    | 3,13,890.00 | 2,58,120.00 | INTEREST                           |             |
|             |                         |             |             | ON SAV. BANK ACCOUNT               | 1,31,596.00 |
|             | PAYMNET DURING THE YEAR | -           |             | ON INVESTMENT                      | 1,37,776.00 |
|             |                         |             |             | ADD : INTT. ACCD. ON INVESTMENT    | 2,10,347.00 |
| 1,629.00    | SURPLUS DURING THE YEAR | -           |             |                                    | 4,79,719.00 |
|             |                         |             |             | LESS : INTT. ACCD. AS PER LAST B/S | 2,43,356.00 |
|             |                         |             |             |                                    | 2,36,363.00 |
|             |                         |             |             | DEFICIT                            |             |
|             |                         |             |             | TRANSFERRED TO BALANCE SHEET       | 77,527.00   |
| 2,58,120.00 | TOTAL RS.               | 3,13,890.00 | 2,58,120.00 | TOTAL RS.                          | 3,13,890.00 |

PLACE : NAGPUR

DATED : 28 SEP 2019

*Riway*  
 FINANCE & ACCOUNT OFFICER  
 RASHTRASANT TUKADOJI MAHARAJ  
 NAGPUR UNIVERSITY, NAGPUR



RASHTRASANT TUKADOJI MAHARAJ NAGPUR UNIVERSITY, NAGPUR.  
 AMBEDKAR CHAIR & R. S. I. C. CONTRIBUTORY PROVIDENT FUND  
 INCOME & EXPENDITURE ACCOUNT  
 FOR THE YEAR ENDING 31ST MARCH, 2019.

| PRE.YR.   | EXPENDITURE          | AMOUNT    | PRE.YR.   | INCOME  | AMOUNT    |
|-----------|----------------------|-----------|-----------|---|-----------|
| 25,974.00 | INTEREST ON DEPOSITS | 31,119.00 | 13,431.00 | INTEREST  |           |
|           |                      |           |           | ON F D  | 14,822.00 |
|           | SURPLUS              | -         |           | ON SAV BANK ACCOUNT                               | 5,001.00  |
|           |                      |           |           | ACCURED INTT. ON FD                               | 15,318.00 |
|           |                      |           |           |   | 35,141.00 |
|           |                      |           |           | LESS : ACCURED INTT.<br>AS PER LAST BALANCE SHEET | 14,889.00 |
|           |                      |           | 12,543.00 | DEFICIT TRANSFER TO B/S                           | 10,867.00 |
| 25,974.00 | TOTAL RS.            | 31,119.00 | 25,974.00 | TOTAL RS.   | 31,119.00 |

BALANCE SHEET AS AT 31ST MARCH, 2019.

| PRE.YR.     | LIABILITIES                                     | AMOUNT      | PRE.YR.     | ASSETS                           | AMOUNT      |
|-------------|---|-------------|-------------|----------------------------------|-------------|
| 25,974.00   | DEPOSITS OF THE<br>EMPLOYEES<br>AS PER LAST B/S | 25,974.00   | 2,14,101.00 | INVESTMENT                       | 2,14,101.00 |
|             | EMPLOYEES SUBS.                                 | 34,872.00   |             | INTEREST                         | 14,822.00   |
|             | INTT. ON DEPOSITS                               | 31,119.00   |             | INVESTMENT DURING<br>THE YEAR    | -           |
|             |   | 91,965.00   |             |                                  | 2,28,923.00 |
|             | LESS: TRANS TO INCOME &<br>EXPENDITURE A/C      | 60,846.00   | 31,119.00   | LESS ENCASHMENT                  | 2,28,923.00 |
| 3,38,461.50 | INCOME & EXPENDITURE<br>A/C AS PER LAST B/S     | 3,38,461.50 | 14,889.00   | ACCURED INTEREST                 | 15,318.00   |
|             |   |             | 1,35,445.50 | BANK BALANCE<br>WITH U.C.O. BANK | 1,75,318.50 |
|             | LESS: DEFICIT FOR THE<br>YEAR                   | 10,867.00   |             |                                  |             |
|             | ADD: DEPOSIT OF THE<br>EMPLOYEE                 | 60,846.00   | 3,88,440.50 |                                  |             |
| 3,64,435.50 | TOTAL RS.                                       | 4,19,559.50 | 3,64,435.50 | TOTAL RS.                        | 4,19,559.50 |

PALCE : NAGPUR

DATED : 28 SEP 2019

*R. S. I. C.*  
 FINANCE & ACCOUNT OFFICER  
 RASHTRASANT TUKADOJI MAHARAJ  
 NAGPUR UNIVERSITY, NAGPUR



RASHTRASANT TUKADOJI MAHARAJ NAGPUR UNIVERSITY, NAGPUR.  
NON - PENSIONABLE EMPLOYEES PROVIDENT FUND  
INCOME & EXPENDITURE ACCOUNT  
FOR THE YEAR ENDING 31ST MARCH, 2019.

| PRE.YR.      | EXPENDITURE             | AMOUNT       | PRE.YR.      | INCOME  |              | AMOUNT       |
|--------------|-------------------------|--------------|--------------|---|--------------|--------------|
| -            | INTEREST ON DEPOSITS    | -            | 17,99,775.00 | INVESTMENT DURING THE YEAR                    | -            |              |
|              |                         |              |              | INTT ON SAV BANK ACCOUNT                      | 10,36,457.00 |              |
| -            | PAYMENT DURING YEAR     | 35,83,984.00 |              | INTT ON F.D.                                  | 13,02,679.00 |              |
|              |                         |              |              | ACCURED INTT. ON F.D.                         | 6,35,215.00  |              |
| 17,99,775.00 | SURPLUS DURING THE YEAR | -            |              | LESS: ACCURED INTT. AS PER LAST BALANCE SHEET | 23,26,920.00 | 6,47,431.00  |
|              |                         |              |              | DEFICIT TRANSFER TO B/S                       |              | 29,36,553.00 |
| 17,99,775.00 | TOTAL RS                | 35,83,984.00 | 17,99,775.00 | TOTAL RS                                      |              | 35,83,984.00 |

BALANCE SHEET AS AT 31ST MARCH, 2019.

| PRE.YR.        | LIABILITIES                               | AMOUNT         | PRE.YR.        | ASSETS                          | AMOUNT   |                |
|----------------|---|----------------|----------------|---------------------------------|--|----------------|
| 36,10,779.00   | DEPOSITS OF THE EMPLOYEES AS PER LAST B/S | 36,10,779.00   | 1,62,65,777.00 | INVESTMENT                      |  |                |
|                | ADD: EMPLOYEES SUBS                       | -              |                | AS PER LAST BALANCE SHEET       | 1,62,65,777.00                                     |                |
|                | UNI. CONTRIBUTION                         | -              |                | ADD: INVESTMENT DURING THE YEAR | 13,02,679.00                                       |                |
|                | INTT. ON EMPL. DEPOSITS                   | -              |                | LESS: ENCASHMENT                | 22,12,989.00                                       | 1,53,55,467.00 |
|                | LESS: TRANS TO INCOME & EXPENDITURE A/C   | -              | 36,10,779.00   | 23,26,920.00                    | INTEREST ACCURED ON F. D. WITH STATE BANK OF INDIA | 6,35,215.00    |
| 1,53,32,867.68 | INCOME & EXPENDITURE A/C AS PER LAST B/S  | 1,53,32,867.68 |                |                                 |  |                |
|                | LESS: DEFICIT FOR THE YEAR                | 29,36,553.00   |                |                                 |  |                |
|                | ADD: DEPOSIT OF THE EMPLOYEE              | -              | 1,23,96,314.68 | 3,50,949.68                     | CLOSING BALANCE WITH STATE BANK OF INDIA           | 16,411.68      |
| 1,89,43,646.68 | TOTAL RS.                                 | 1,60,07,093.68 | 1,89,43,646.68 | TOTAL RS.                       |  | 1,60,07,093.68 |

PALCE : NAGPUR

DATED : 28 SEP 2019

*Rudra*  
FINANCE & ACCOUNT OFFICER  
RASHTRASANT TUKADOJI MAHARAJ  
NAGPUR UNIVERSITY, NAGPUR



NATIONAL SERVICE SCHEME  
R.T.M. NAGPUR UNIVERSITY, NAGPUR  
BALANCE SHEET AS AT 31ST MARCH, 2019

| PRE. YEAR      | LIABILITIES   | AMOUNT                      | PRE. YEAR    | ASSETS  | AMOUNT   |
|----------------|---|-----------------------------|--------------|---|--|
| 25,07,710.10   | GRANT PAYABLE TO COLLEGES<br>REGULAR (AS PER LIST A)<br>SPECIAL (AS PER LIST B)     | 9,40,600.10<br>9,21,950.00  | 2,49,251.14  | FIXED ASSETS<br>AS PER SCHEDULE "A"   | 2,74,322.14  |
| 3,43,850.00    | DISASTER MANGT FUND   | 3,17,400.00                 | 30,000.00    | DEPOSITS<br>WITH TELEPHONE DEPT.  | 30,000.00  |
| 2,11,07,784.88 | INCOME & EXPENDITURE A/C<br>AS PER LAST BALANCE SHEET<br>LESS: DEFICIT FOR THE YEAR | 21,10,784.88<br>2,18,841.00 | 32,59,912.00 | GRANT RECEIVABLE ACCOUNT  | 24,91,620.00   |
|                |   |                             | 1,97,000.00  | RTMNU (PRERNA)  | 1,97,000.00  |
|                |   |                             | 12,26,181.84 | CASH & BANK BALANCES<br>BANK OF BARODA SAVING A/C<br>BANK OF BARODA CURRENT A/C<br>BANK OF INDIA<br>RTMNU | 9,00,392.36<br>1,77,519.37<br>23,604.00<br>27,436.11 |
| 49,62,344.98   | TOTAL RS.   | 40,71,893.98                | 49,62,344.98 | TOTAL RS.   | 40,71,893.98   |

AS PER OUR REPORT OF EVEN DATE

FOR RATAN CHANDAK & CO.

CHARTERED ACCOUNTANTS.

FRN 108696W



*[Handwritten Signature]*

CA SANTOSH KUMAR MOHKAR

PARTNER

MEM NO. 178246

UDIN: 19178246AAAAAIF1268

*[Handwritten Signature]*

Director

NATIONAL SERVICE SCHEME  
Rashtrasant Tukadoji Maharaj  
Nagpur University, Nagpur

PLICE-NAGPUR

DATED: 28/09/2019

DR. S.K. WANKHEDE UNIVERSITY COLLEGE OF EDUCATION NA. R  
BALANCE SHEET  
AS AT 31.03.2019

| PRE. YEAR      | LIABILITIES                      | PRE. YEAR      | ASSETS  | AMOUNT         |
|----------------|----------------------------------|----------------|---|----------------|
| 98,975.00      | CAUTION MONEY & LIBRARY DEPOSITS | 8,31,924.59    | MOVABLE & IMMOVABLE ASSETS<br>AS PER SCHEDULE "A" | 7,73,935.59    |
| 13,61,104.00   | OTHER CREDIT BALANCES            | 14,515.00      | DEPOSITS  | 12,520.00      |
|                | SCHOLARSHIP                      | 4,956.00       | SECURITY DEPOSIT (MSEB)                           | 1,995.00       |
|                | VINAYBALA MEHTA PRIZE            | 6,000.00       | TELEPHONE DEPOSIT                                 |                |
|                | SALARY PAYABLE                   | 1,67,586.00    | OTHER DEBIT BALANCES                              | 1,64,955.00    |
|                | 5TH PAY ARREARS                  | 2,80,815.00    | FIXATION ARREARS                                  | 3,15,824.00    |
|                | 6TH PAY ARREARS                  | 25,081.00      | SALARY DEDUCTIONS                                 | 1,32,781.00    |
|                | SHAKUNTALA WAGHMARE              | 8,70,630.00    | PRINCIPAL (PERIOD 01/04/2013 TO 08/               | 11,20,804.50   |
|                | SCHOLARSHIP (TREASURY)           |                | PRAMOD RAMRAO DESHPANDE                           | 5,40,906.00    |
|                |                                  |                | SHRIKANT A. POLKE                                 | 34,058.00      |
| 2,47,96,864.54 | INCOME & EXPENDITURE ACCOUNT     | 2,86,47,727.43 | TDS ASSETS  | 33,453.00      |
|                | AS PER LAST BALANCE SHEET        |                | TDS   |                |
|                | ADD: SURPLUS FOR THE YEAR        |                | INVESTMENT  |                |
|                |                                  |                | F.D.R. WITH BANK OF BARODA                        | 5,000.00       |
|                |                                  |                | F.D.R. WITH NAG. EMPLOYEES SAH. SANS              | 29,450.00      |
|                |                                  |                | FIXED DEPOSIT WITH BANK OF BARODA                 | 52,94,561.00   |
|                |                                  |                | CASH & BANK BALANCES                              |                |
|                |                                  |                | AS PER SCHEDULE "B"                               |                |
| 2,62,56,943.54 | TOTAL RS.                        | 3,00,02,795.43 | TOTAL RS.   | 3,00,02,795.43 |

36

AS PER OUR REPORT OF EVEN DATE  
FOR RATAN CHANDAK & CO.  
CHARTERED ACCOUNTANTS  
FRN 108696W

CA SANTOSH MORHAR  
PARTNER  
MEM NO: 178246

PLACE: NAGPUR  
DATED:- 24/12/2019

UDIN: 19178246AARAJ04076



NOTES ON ACCOUNTS  
RASHTRASANT TUKDOJI MAHARAJ NAGPUR UNIVERSITY, NAGPUR  
FOR THE YEAR ENDING 31<sup>ST</sup> MARCH, 2019

1) Bank Reconciliation.

While checking the reconciliation statements, following are the interest credited by the bank and the same has not been accounted. Hence surplus shown by the university is understated to the extent of Rs. 11,26,417.55.

| Account Name         | Account No. | Interest Amount     |
|----------------------|-------------|---------------------|
| Bank of India        | 0031        | 5,82,287.00         |
| Bank of India        | 003         | 16,466.00           |
| Bank of India        | 16901       | 1,40,107.00         |
| Bank of India        | 023         | 3,28,148.00         |
| Bank of India        | 2124        | 25,452.00           |
| Bank of Baroda       | 001         | 33,384.00           |
| Bank of India        | 022         | 375.00              |
| Punjab National Bank | 605         | 201.55              |
| <b>TOTAL</b>         |             | <b>11,26,417.55</b> |

2) Accounting Software

The university has acquired software for overall accounting and controlling of financial transactions, we have observed during the course of audit that:

- i. The accounting in the software is maintained on single entry system.
- ii. The software plays a major role in facilitating all functions of business in this era, not just in transaction capturing and processing but even in lesser known areas like Enterprises Governance and Risk Management. We recommend that the ISA Audit Should be conducted on periodical basis for effective check of the system as well as proper functions of the system.

3) Accounting Policy


The university has purchased 3,20,000 share (face value of Rs 10/-) at Rs. 10/- each of Rs 32,00,000.00 of Maharashtra knowledge corporation some year ago, there after company issued 5,00,000 bonus share (face value of Rs 10/-). As per the accounting policy investment are value at cost hence no entry were passed for value addition for bonus share.



## 16) Donation for Building

During the year the university has received donation of Rs. 4,50,00,000/- from Bajaj Auto Limited Acurdi for the purpose of construction of building. The above donation is corpus donation with specific direction, hence same has been capitalized as fund.

For Ratan Chandak & Co  
Chartered Accountants  
F.R.N. 108696W

  
CA Sudhir Baheti  
Partner

Mem. No. 042711

UDIN : 19042711AAAAGD9131



Place: Nagpur  
Date: 28.09.2019



**RASHTRA SANT TUKDOJI MAHARAJ NAGPUR UNIVERSITY, NAGPUR**  
**SCHEDULE "11"**  
**SIGNIFICANT ACCOUNTING POLICIES**  
**FOR THE YEAR ENDING 31<sup>ST</sup> MARCH, 2019**

**Revenue and Expenditures Reorganizations**

1. The university in maintaining its account on cash system of Accounting expect in some cases where the expenses and student fees are recognized on mercantile basis.
2. The university is charging 80% of Examination Advance as expenses for the year, since last Thirty Two years.
3. Interest on fixed deposits with bank is recognized on maturity, and dividend income on investment in share is accounted for when the actual received and right to receive the payment is established.

**Government Grant**

Government grant are recognized when it is received. Revenue grants are recognized in the income & expenditure accounts. Capital grants are credited to the non recurring grant accounts.

**Fixed assets**

Tangible Assets are stated at cost less accumulated depreciation. Cost comprises of purchase price and any attributable cost of bringing the assets to its working condition for it intended use.

**Depreciation**

Depreciation on tangible fixed assets has been provided using written down value method at the rate & manner decide by the university. The university is charging Depreciation on books and periodicals and Electrification by W.D.V. Method. The university has started charging depreciation on Building @ 5% Furniture & Equipment @ 10% from the financial year 31.03.2004 onwards.

**Investments**

Long term investments are stated at cost.

**Inventories**

The university is valuing its stock at press on cost.



**Action Taken Report On The Audit Report For The Year 2018 – 2019**

| Sr. No. | Remark Of The University Auditor On The Annual Accounts For The Year 2018 - 2019  | Compliance / Action Taken Report   | Remarks |
|---------|---|--|---------|
| 1)      | <b>Bank Reconciliation</b><br>Bank of India A/c No. 0031 5,82,287.00<br>Bank of India A/c No. 003 16,466.00<br>Bank of India A/c No. 16901 1,40,107.00<br>Bank of India A/c No. 023 3,28,148.00<br>Bank of India A/c No. 2124 25,452.00<br>Bank of Baroda A/c No. 001 33,384.00<br>Bank of India A/c No. 022 375.00<br>Punjab National Bank A/c No. 605 201.55  | The University has passed all these entries of credit given by bank in the current year i.e. 2019-2020.                                  |         |
| 2)      | <b>Accounting Software</b><br>The University has acquired software for overall accounting and controlling of financial transactions, we have observed during the course of audit that.<br>i. Software has been purchased from T.M. Network. The accounting in the software is maintained on single entry system.<br>ii. The software plays a major role in facilitating all functions of business in this era, not just in transaction capturing and processing but even in lesser known areas like Enterprises Governance and Risk Management. We recommend that the ISA Audit should be conducted on periodical basis for effective check of the System as well as proper functional of the system. | The University is planning to get the work of double entry system done from the chartered accountant, appointed for the year 2020-2021 . |         |
| 3)      | <b>Accounting Policy</b><br>The University has purchased 320000 share ( face value of Rs.10/- ) at Rs.10/- each of Rs.32,00,000/- of Maharashtra Knowledge corporation some year ago, there after company issued 50000 bonus share (face value of Rs.10/-). As per the accounting policy investment are value at cost hence no entry were passed for value addition for bonus share.  | This is only to be noted.  |         |